

Default Report

Baldwin Wallace "Battleground Cuyahoga" Study (Launch 9/12/16)

September 16th 2016, 7:42 am EDT

Q1 - Informed Consent Form

You have been asked to participate in a public opinion poll conducted by Baldwin Wallace University's Community Research Institute and cleveland.com. It is not a commercial poll or market study about products.

The survey will last approximately 10 minutes. Your participation is confidential. We will not ask you any identifying information, such as your name or address. You may end the survey at any time.

If you have questions, please contact: Dr. Tom Sutton at Baldwin Wallace University at tsutton@bw.edu.

We know that your time is extremely valuable. Thank you in advance for your help.

I have read and understood the above consent form and desire of my own free will to participate in this study.

Answer	%	Count
Yes	100.0%	724
No	0.0%	0
Total	100%	724

Q1.2 - Before we begin, we need to ask you a couple of questions to determine your eligibility for the study.

First, what is your current age?

Before we begin, we need to ask you a couple of questions to determine your...	Percentage
Under 18	0.0%
18 to 34	19.8%
35 to 54	38.3%
55 to 64	18.8%
65 or over	23.2%
Total	100.0%

Q1.3 - Second, are you male or female?

Second, are you male or female?	Percentage
Male	42.5%
Female	57.5%
Total	100.0%

Q4 - Third, what county do you live in?

Third, what county do you live in?	Percentage
Cuyahoga	100.0%
Lake	0.0%
Summit	0.0%
Portage	0.0%
Medina	0.0%
Lorain	0.0%
Other (please specify)	0.0%
Total	100.0%

Other (please specify)

Other (please specify)

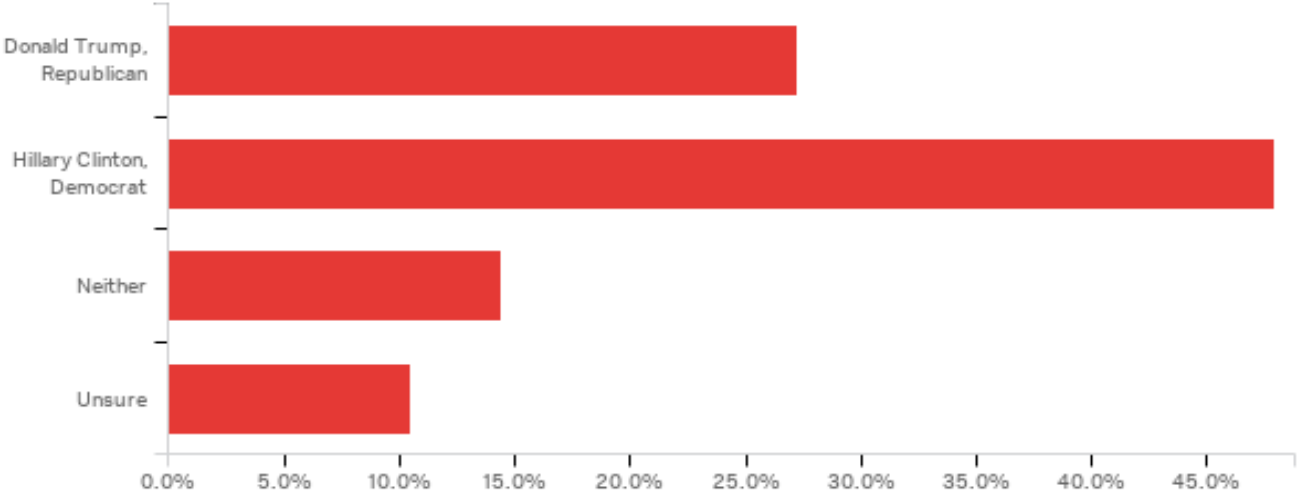
Q1.6 - Which of these statements best describes you?

Which of these statements best describes you?	Percentage
You are ABSOLUTELY CERTAIN that you are registered to vote at your current address	100.0%
You are PROBABLY registered, but there is a chance your registration has lapsed	0.0%
You are NOT registered to vote at your current address	0.0%
Total	100.0%

Q1.7 - Thinking back to the 2012 presidential election between Democrat Barack Obama and Republican Mitt Romney, did you happen to vote?

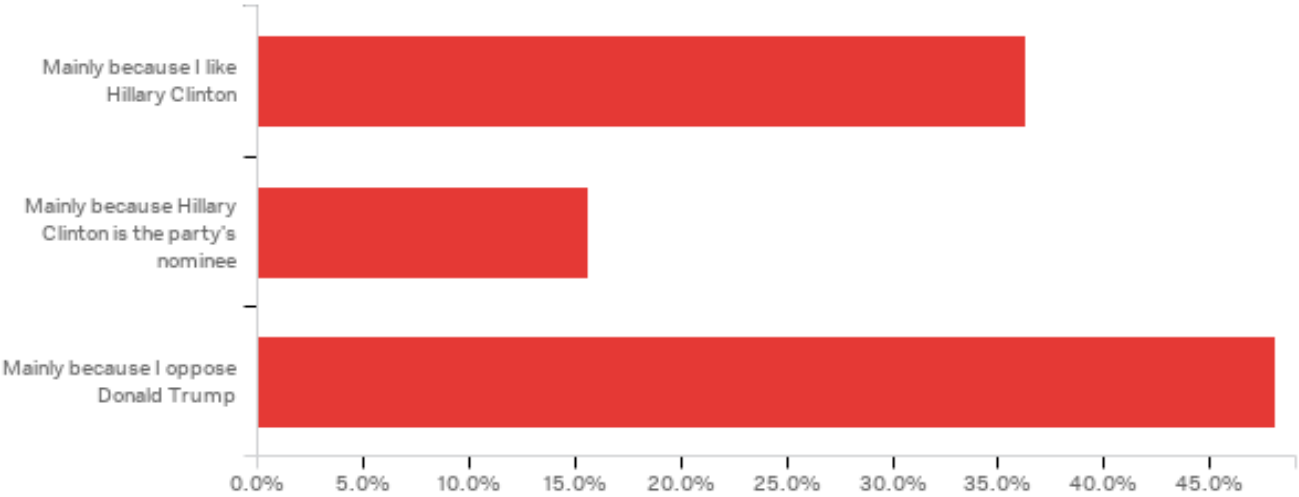
Thinking back to the 2012 presidential election between Democrat Barack Oba...	Percentage
Yes, I voted in the 2012 presidential election	97.1%
No, did not vote in the 2012 presidential election	0.0%
I was not eligible to vote in the 2012 presidential election	2.9%
Don't remember	0.0%
Total	100.0%

Q7 - If the election for President were being held today, and the candidates were Hillary Clinton and Donald Trump, for whom would you vote?



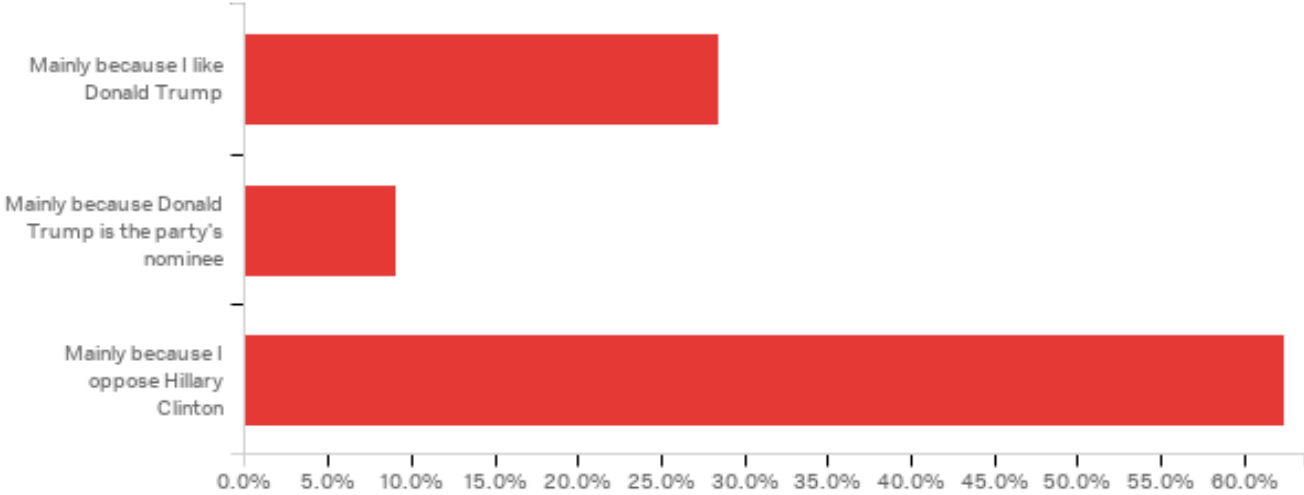
If the election for President were being held today, and the candidates wer...	Percentage
Donald Trump, Republican	27.2%
Hillary Clinton, Democrat	47.9%
Neither	14.4%
Unsure	10.5%
Total	100.0%

Q8 - What is the main reason behind your vote for Hillary Clinton over Donald Trump in November?



What is the main reason behind your vote for Hillary Clinton over Donald Tr...	Percentage
Mainly because I like Hillary Clinton	36.3%
Mainly because Hillary Clinton is the party's nominee	15.6%
Mainly because I oppose Donald Trump	48.1%
Total	100.0%

Q9 - What is the main reason behind your vote for Donald Trump over Hillary Clinton in November?

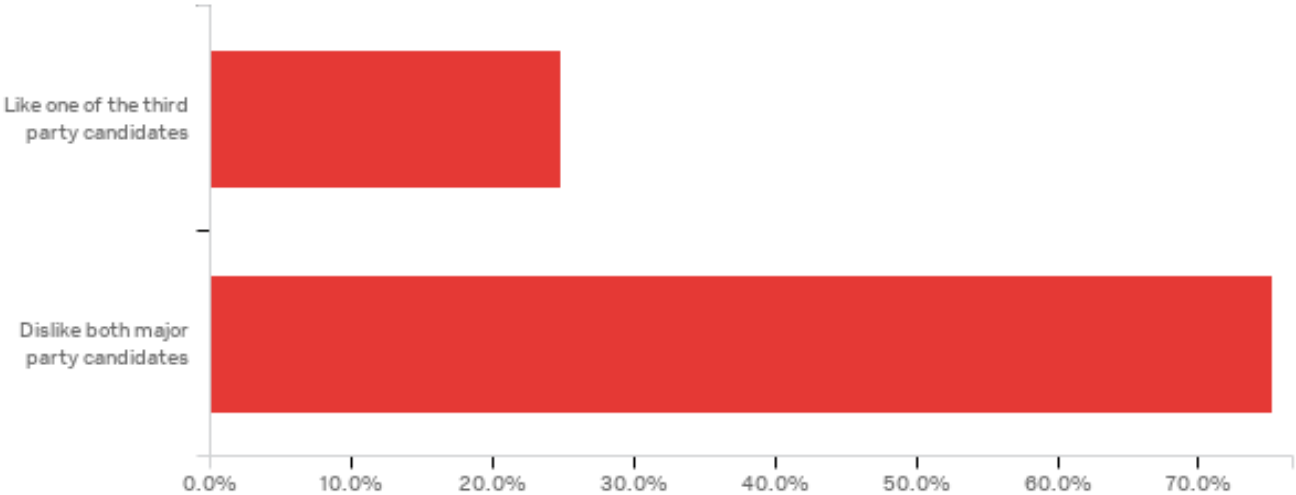


What is the main reason behind your vote for Donald Trump over Hillary Cl...	Percentage
Mainly because I like Donald Trump	28.4%
Mainly because Donald Trump is the party's nominee	9.1%
Mainly because I oppose Hillary Clinton	62.4%
Total	100.0%

Q10 - Have you considered voting for a third-party candidate in this election?

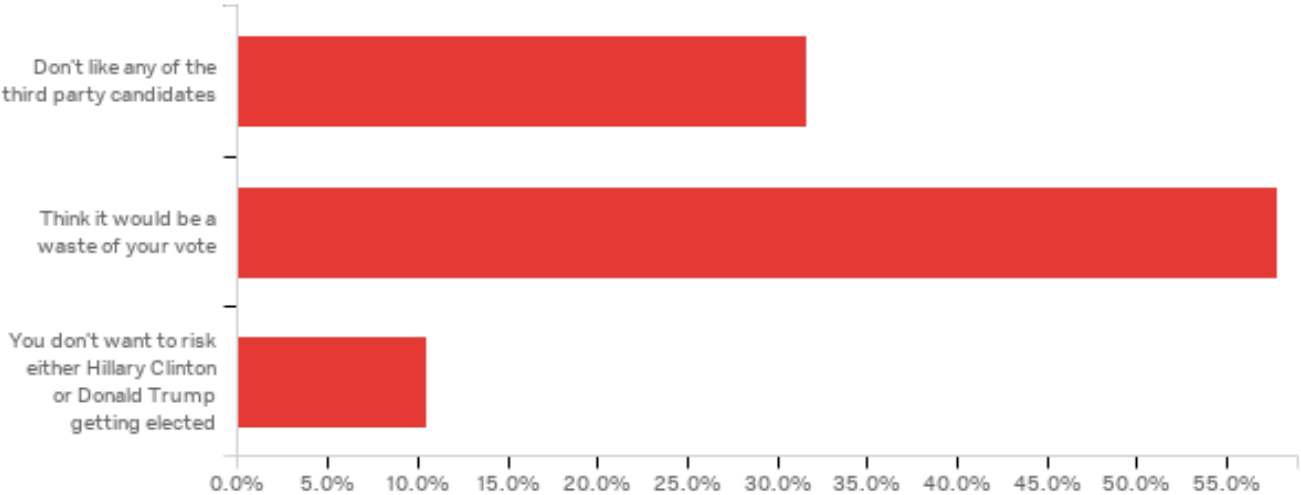
Have you considered voting for a third-party candidate in this election?	Percentage
Yes	39.5%
No	60.5%
Total	100.0%

Q11 - Have you considered voting for a third party candidate mainly because you...



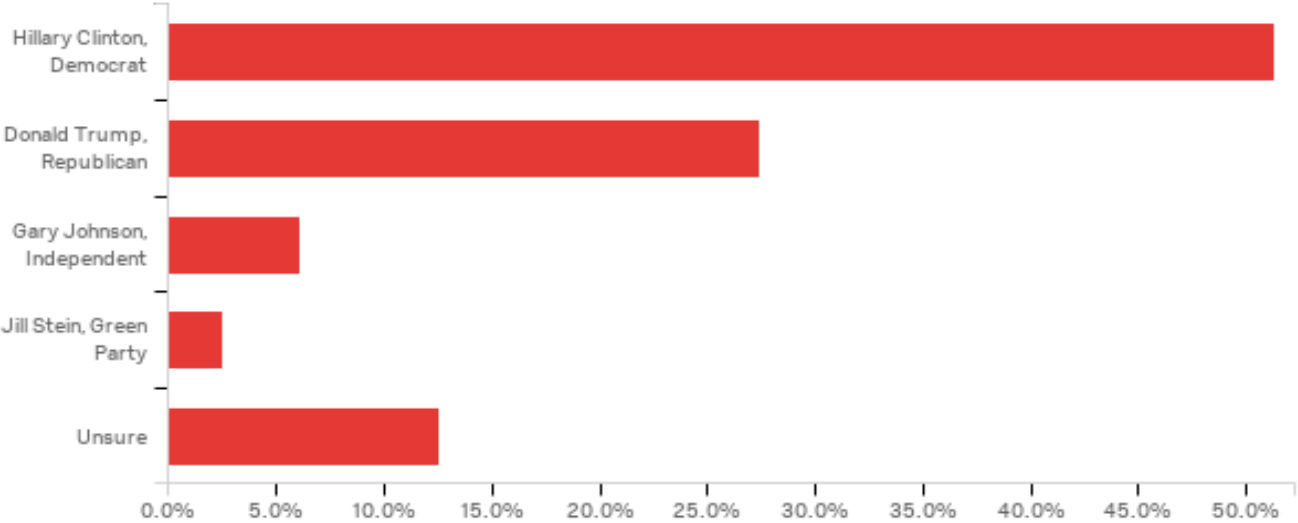
Have you considered voting for a third party candidate mainly because you....	Percentage
Like one of the third party candidates	24.8%
Dislike both major party candidates	75.2%
Total	100.0%

Q12 - Have you considered not voting for a third party candidate mostly because you...



Have you considered not voting for a third party candidate mostly because y...	Percentage
Don't like any of the third party candidates	31.7%
Think it would be a waste of your vote	57.8%
You don't want to risk either Hillary Clinton or Donald Trump getting elected	10.5%
Total	100.0%

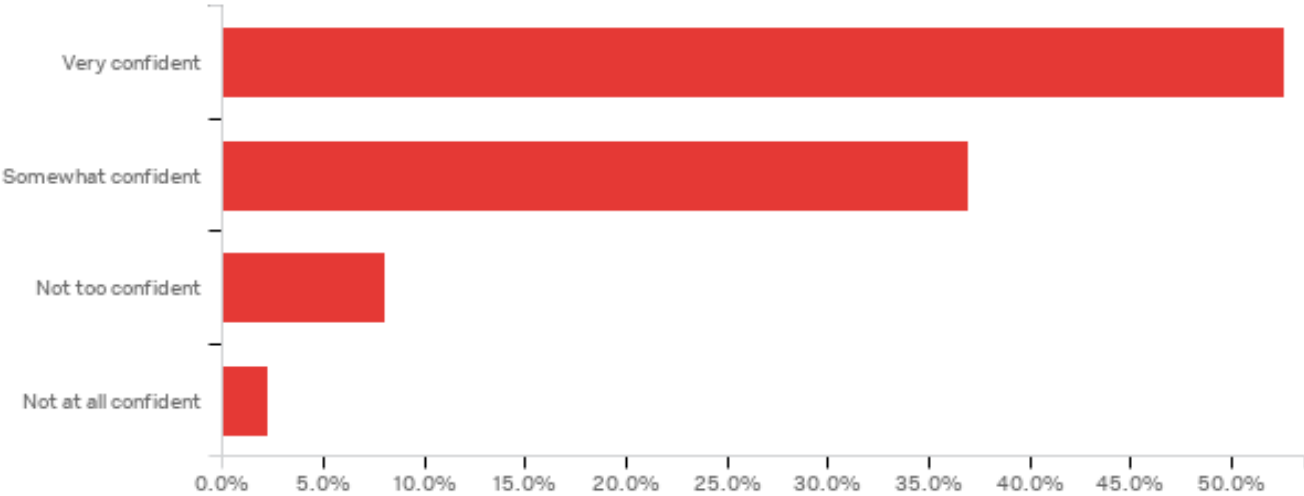
Q13 - If the election for President were being held today, and the candidates were Hillary Clinton, Donald Trump, Gary Johnson, and Jill Stein, for whom would you vote?



If the election for President were being held today, and the candidates wer...	Percentage
Hillary Clinton, Democrat	51.3%
Donald Trump, Republican	27.4%
Gary Johnson, Independent	6.1%
Jill Stein, Green Party	2.5%
Unsure	12.6%
Total	100.0%

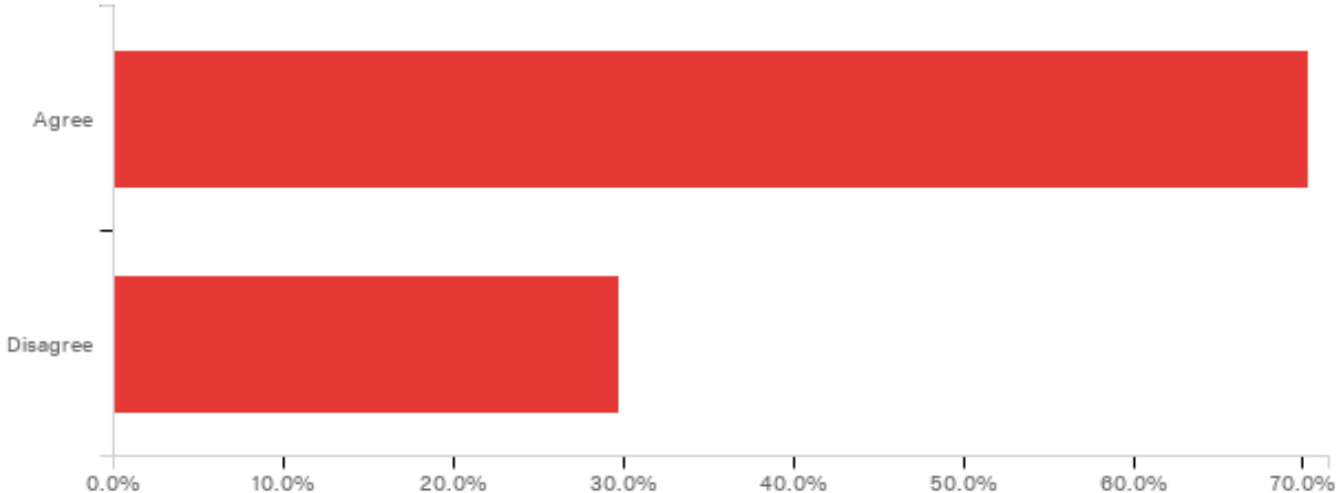
Q14 - Let's turn to other topics now.

In general, how confident are you that your vote will be accurately counted in the upcoming election?



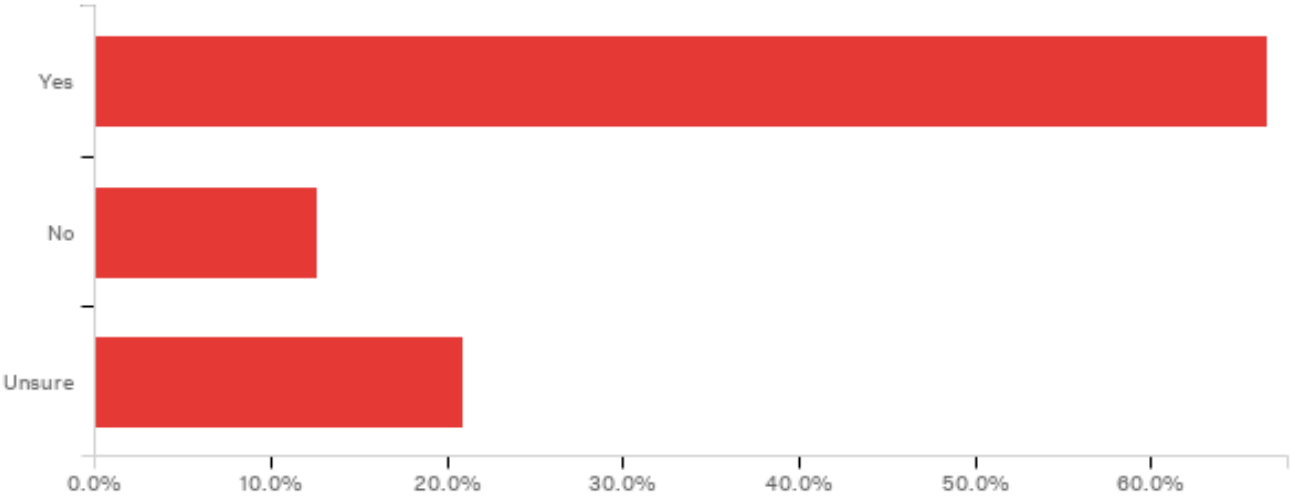
Let's turn to other topics now. In general, how confident are you that you...	Percentage
Very confident	52.6%
Somewhat confident	37.0%
Not too confident	8.1%
Not at all confident	2.2%
Total	100.0%

Q15 - Do you agree or disagree with the following statement? "Regardless of how I vote, I'm glad a woman is a major party nominee for president."



Do you agree or disagree with the following statement? "Regardless of how I...	Percentage
Agree	70.3%
Disagree	29.7%
Total	100.0%

Q16 - Do you personally hope that the United States has a woman president in your lifetime?



Do you personally hope that the United States has a woman president in your...	Percentage
Yes	66.6%
No	12.6%
Unsure	20.9%
Total	100.0%

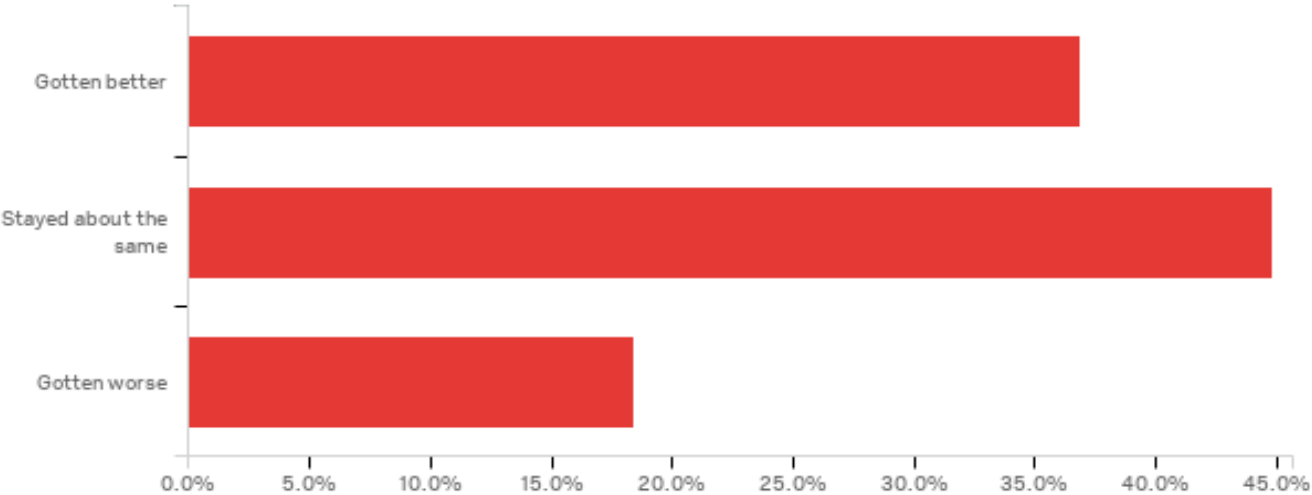
Q17 - Here are some phrases people often use to describe candidates.

For each, please indicate whether you think the phrase better describes Hillary Clinton OR whether it better describes Donald Trump.

Question	Hillary Clinton	Donald Trump	Unsure	Total
"Select Hillary Clinton for this line";	100.0%	0.0%	0.0%	724
"Possesses the skills needed to conduct foreign policy.";	62.2%	15.5%	22.4%	724
"Has the right temperament to be president.";	61.0%	16.4%	22.5%	724
"Is ready to lead our country on day one in office.";	53.7%	22.8%	23.5%	724
"Would be a good role model for children.";	51.2%	9.4%	39.4%	724
"Would fight hard for the middle class.";	47.8%	24.2%	28.0%	724
"Would be the most supportive of veterans.";	46.7%	27.1%	26.2%	724
"Could get things done in Washington";	44.8%	29.3%	26.0%	724
"Would combat terrorist threats at home and abroad.";	42.3%	35.9%	21.8%	724
"Would negotiate fair trade policies.";	40.9%	27.5%	31.6%	724
"Knows what it takes to create jobs.";	37.2%	37.6%	25.3%	724
"Would change the way Washington does business.";	21.3%	45.4%	33.3%	724
"Select unsure for this line";	0.0%	0.0%	100.0%	724

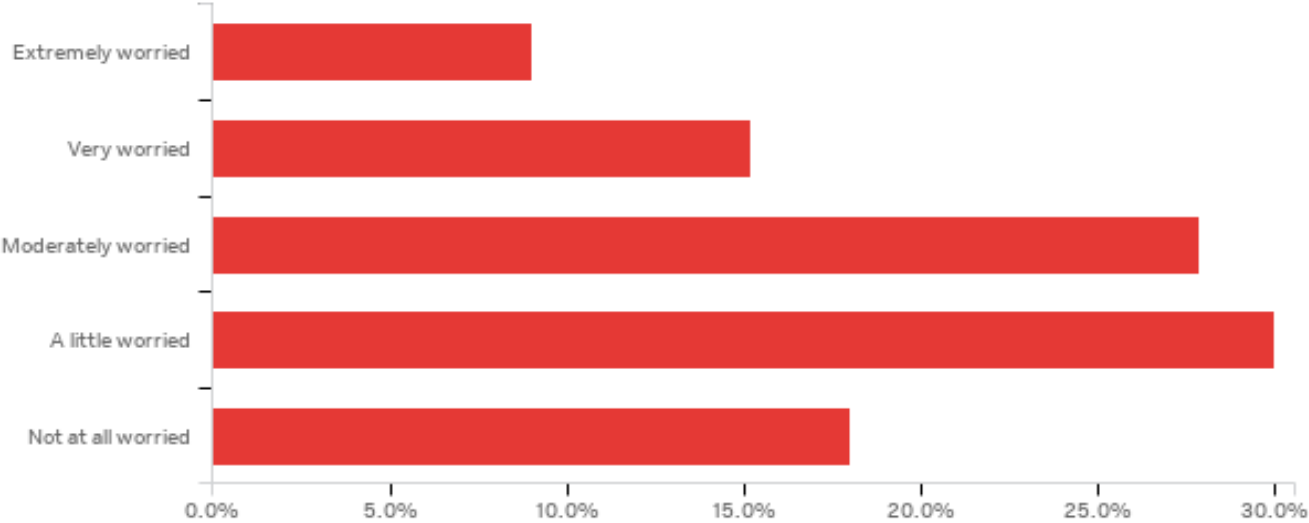
Q18 - Let's turn to some of the issues facing the U.S. as a whole now.

Thinking about the economy in the U.S. as a whole, would you say that over the past year the nation's economy has...



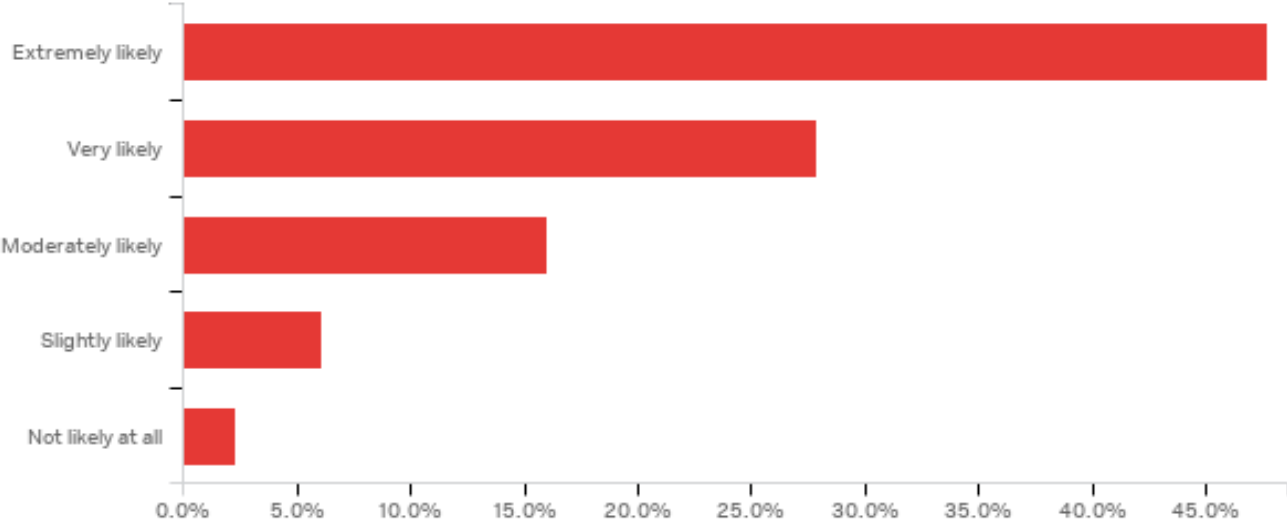
Now thinking about the economy in the U.S. as a whole, would you say that...	Percentage
Gotten better	36.9%
Stayed about the same	44.8%
Gotten worse	18.4%
Total	100.0%

Q19 - As far as you and your family are concerned, how worried are you about your current financial situation?



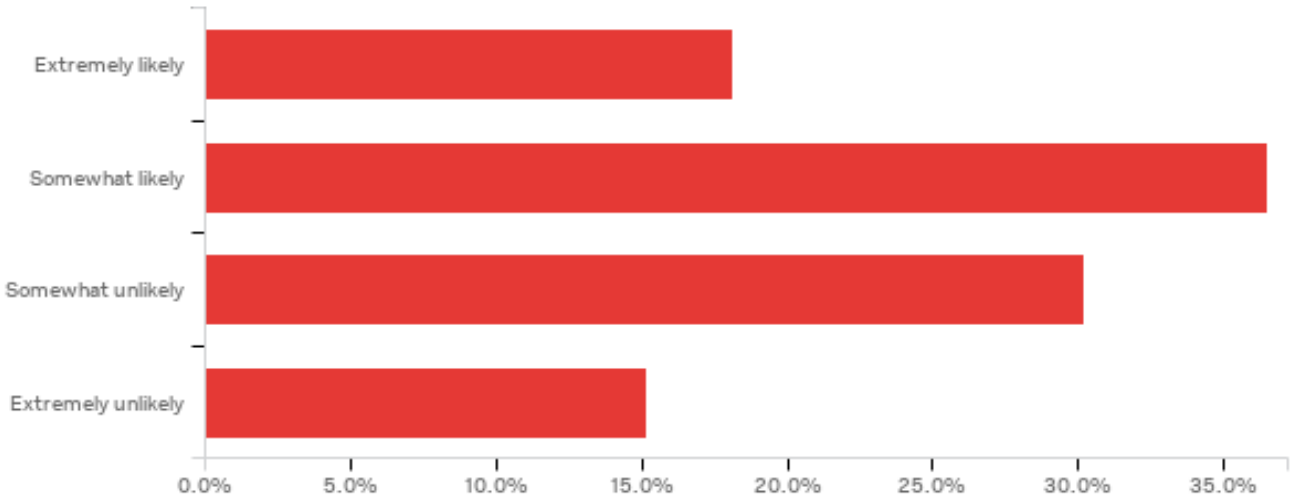
As far as you and your family are concerned, how worried are you about your...	Percentage
Extremely worried	9.0%
Very worried	15.2%
Moderately worried	27.9%
A little worried	30.0%
Not at all worried	18.0%
Total	100.0%

Q20 - During the next 12 months, how likely is it that you will be able to make all of your rent, mortgage, or housing payments on time?



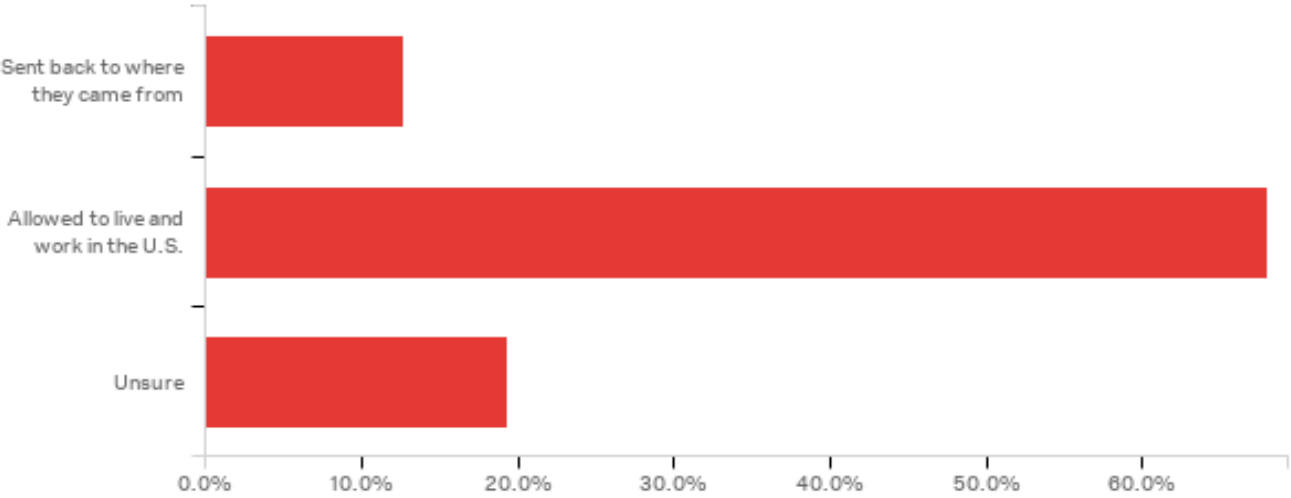
What about the next 12 months? Do you expect the economy, in the U.S. as...	Percentage
Extremely likely	47.7%
Very likely	27.9%
Moderately likely	16.0%
Slightly likely	6.1%
Not likely at all	2.3%
Total	100.0%

Q21 - Now we'd like to ask you about immigration in recent years. How likely or unlikely is it that recent immigration levels will take jobs away from people already here?



Now we'd like to ask you about immigration in recent years. How likely or...	Percentage
Extremely likely	18.1%
Somewhat likely	36.5%
Somewhat unlikely	30.2%
Extremely unlikely	15.2%
Total	100.0%

Q22 - What should happen to immigrants who were brought here to the U.S. illegally as children and have lived here for at least 10 years and graduated high school here? Should they be...



What should happen to immigrants who were brought here to the U.S. illegall...	Percentage
Sent back to where they came from	12.7%
Allowed to live and work in the U.S.	68.0%
Unsure	19.3%
Total	100.0%

Q23 - Do you favor or oppose building a wall on the U.S. border with Mexico?

Do you favor or oppose building a wall on the U.S. border with Mexico?	Percentage
Favor	28.3%
Oppose	48.8%
Neither favor nor oppose	22.9%
Total	100.0%

Q24 - Do you favor or oppose a temporary ban on Muslims who are not U.S. citizens from entering the United States?

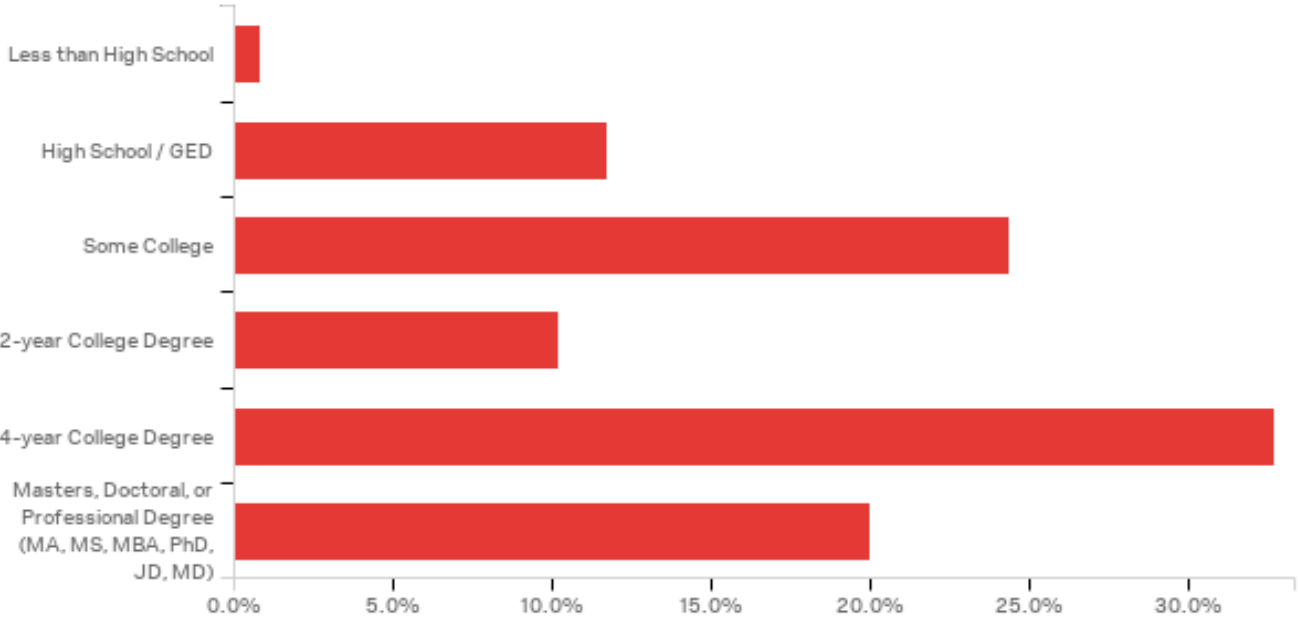
Do you favor or oppose a temporary ban on Muslims who are not U.S. citizens...	Percentage
Favor a temporary ban	37.3%
Oppose a temporary ban	39.4%
Neither favor nor oppose	23.3%
Total	100.0%

Q25 - Turning to another issue, do you think abortion should be...

Turning to another issue, do you think abortion should be...	Percentage
Legal under any circumstances	31.2%
Legal under most circumstances	25.4%
Legal only under certain circumstances	28.0%
Always illegal	10.5%
Unsure	4.8%
Total	100.0%

Q26 - The final set of questions will help us better understand our results. These are for statistical purposes only

First, what is the highest level of education you have completed?



The final set of questions will help us better understand our results. Thes...	Percentage
Less than High School	0.8%
High School / GED	11.7%
Some College	24.4%
2-year College Degree	10.2%
4-year College Degree	32.7%
Masters, Doctoral, or Professional Degree (MA, MS, MBA, PhD, JD, MD)	20.0%
Total	100.0%

Q6.2 - What is your age in years?

Q6.2 - What is your age in years?

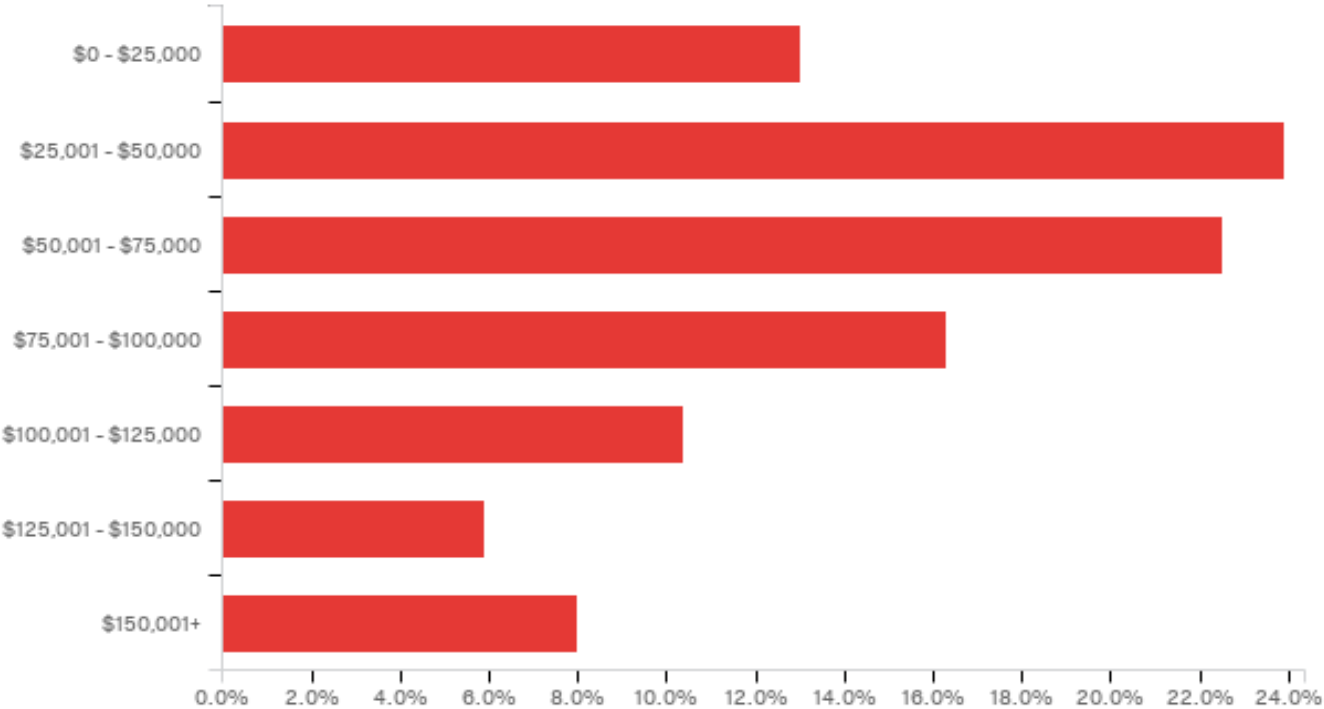
What is your age in years?
1977
1970
1985
1961
1988
1982
1965
1982
1990
1986
1967
1992
1968
1993
1981
1977
1979
1980
1974
1985
1963
1996
1965
1971
1968
1962
1963
1968

1942
1977
1984
1947
1950
1974
1983
1975
1976
1944
1939
1968
1979
1940
1947
1978
1980
1992
1986
1962
1966
1965
1963
1971
1939
1964
1947
1938
1992
1992
1963
1976

1976
1951
1967
1966
1979
1974
1945
1995
1980
1944
1948
1971
1972
1946
1997
1986
1994
1946
1946
1949
1950
1974
1944
1984
1985
1942
1946
1975
1969
1995
1965
1943

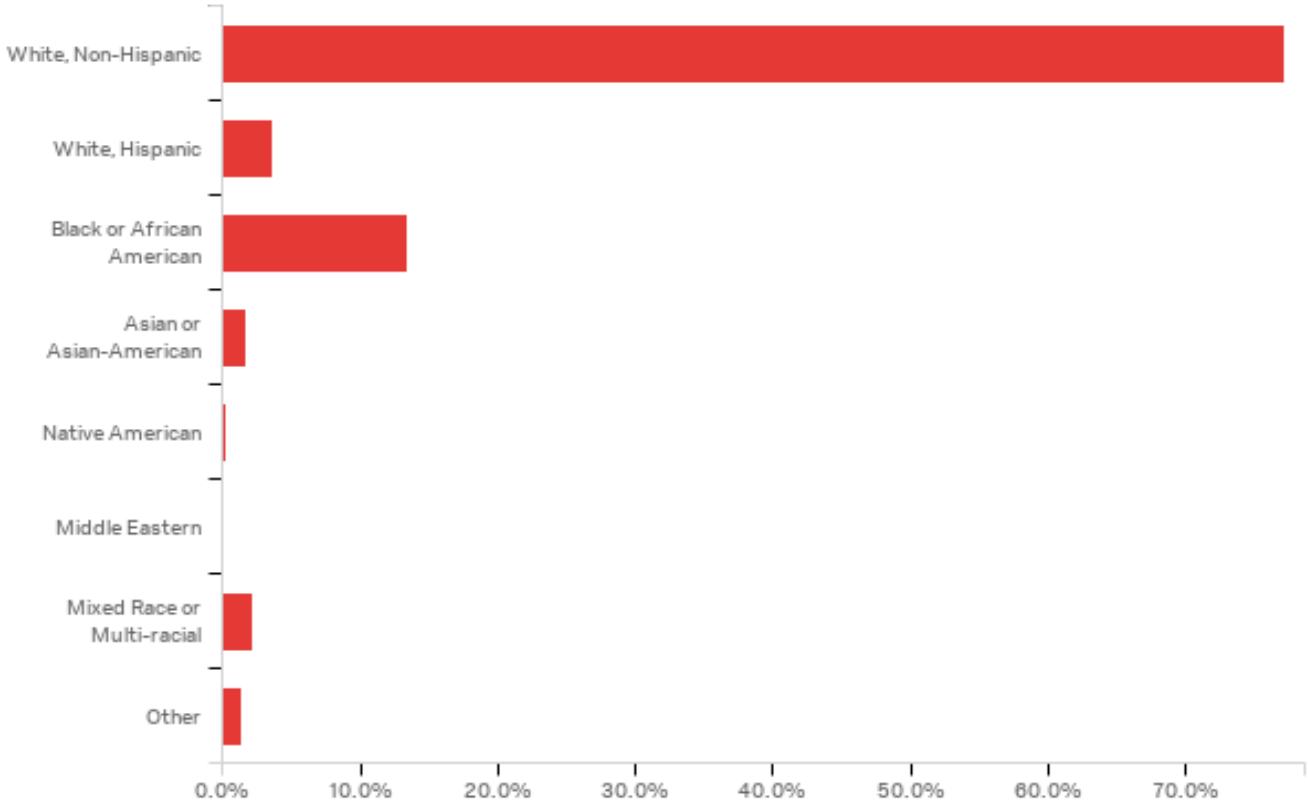
1978
1947
1947
1947
1937
1989
1941
1965
Too many rows for PDF export, try exporting to Word or CSV

Q6.3 - What is your annual household income in U.S. dollars?



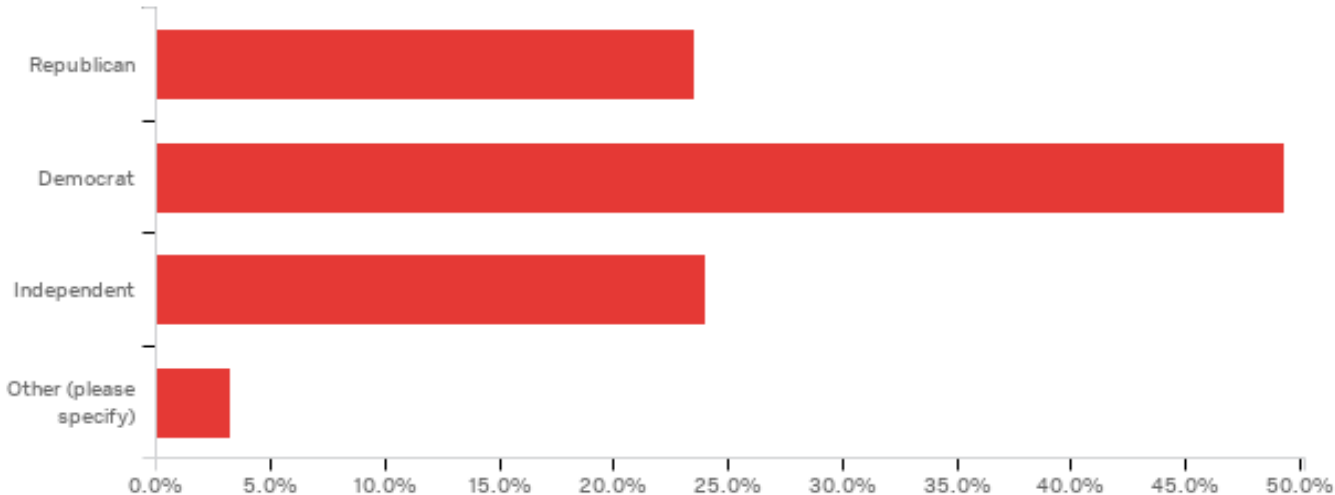
What is your annual household income in U.S. dollars?	Percentage
\$0 - \$25,000	13.0%
\$25,001 - \$50,000	23.9%
\$50,001 - \$75,000	22.5%
\$75,001 - \$100,000	16.3%
\$100,001 - \$125,000	10.4%
\$125,001 - \$150,000	5.9%
\$150,001+	8.0%
Total	100.0%

Q6.4 - What is your race/ethnicity?



What is your race/ethnicity?	Percentage
White, Non-Hispanic	77.2%
White, Hispanic	3.6%
Black or African American	13.5%
Asian or Asian-American	1.7%
Native American	0.3%
Middle Eastern	0.1%
Mixed Race or Multi-racial	2.2%
Other	1.4%
Total	100.0%

Q30 - Generally speaking, do you usually think of yourself as a Republican, a Democrat, an Independent, or something else?



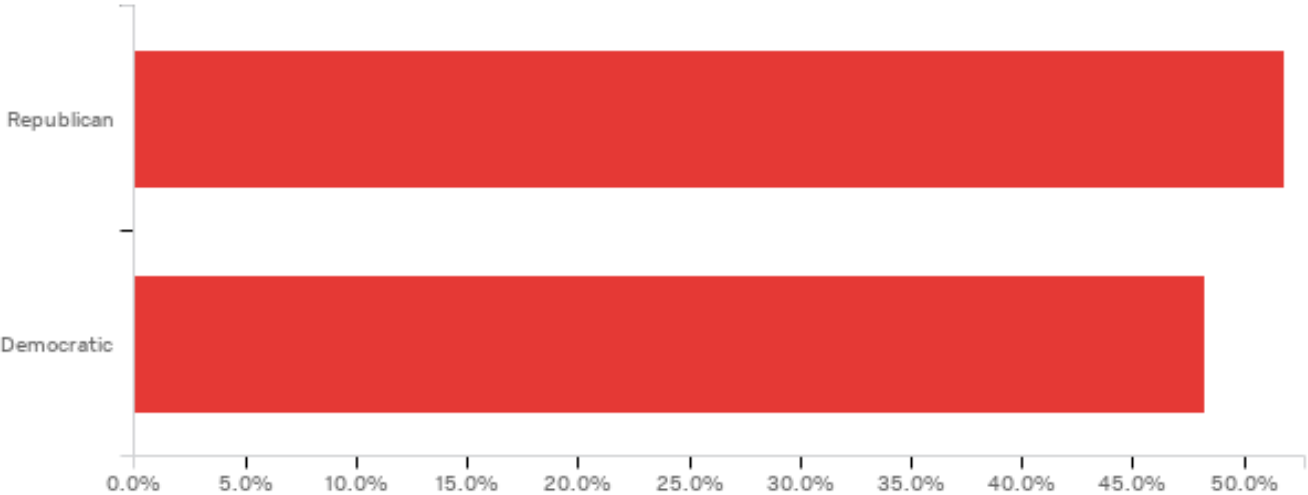
Generally speaking, do you usually think of yourself as a Republican, a Dem...	Percentage
Republican	23.5%
Democrat	49.3%
Independent	24.0%
Other (please specify)	3.2%
Total	100.0%

Other (please specify)

Other (please specify)
No affiliation
Unsure
Libertarian
Vote for the best candidate
libertarian
no afflition
Libertarian
was a republican no longer

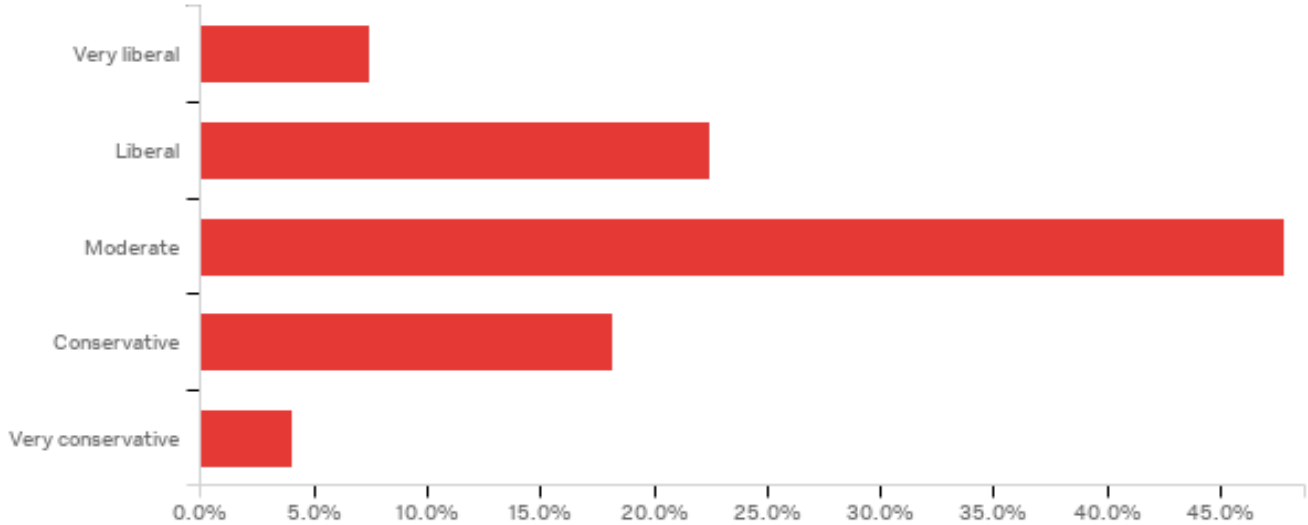
Disenchanted republican
Depends on who is best for the country
Conservatative
Libertarian
whatever it takes
Educated Citizen
Libertarian
Libertarian
Libeterian
Libertarian
Green Party
Libertarian

Q31 - Do you think of yourself as closer to the Republican or Democratic party?



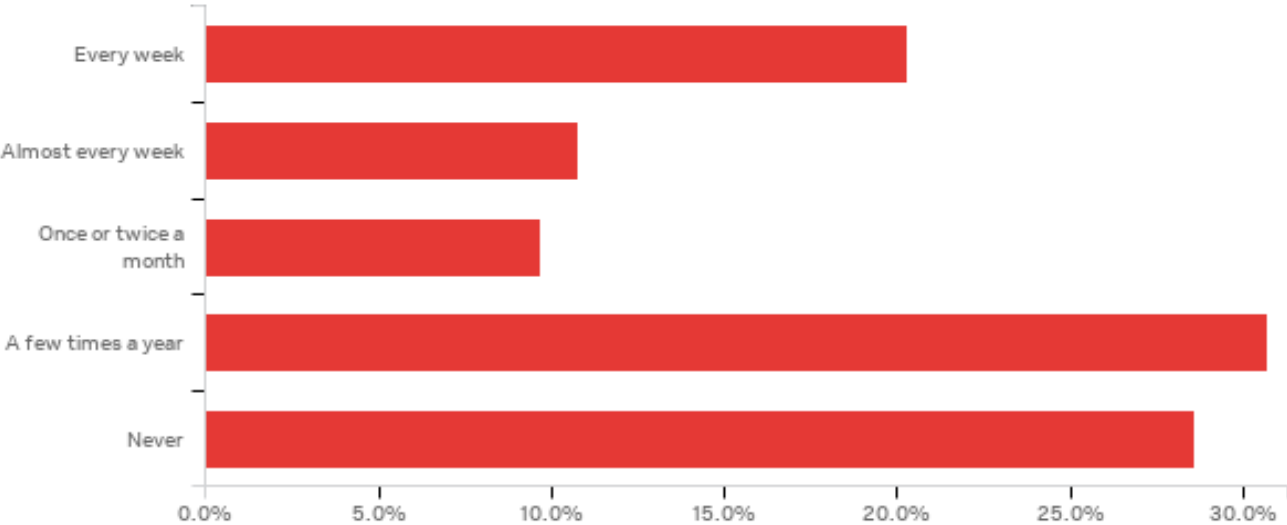
Do you think of yourself as closer to the Republican or Democratic party?	Percentage
Republican	51.8%
Democratic	48.2%
Total	100.0%

Q32 - Thinking about politics these days, how would you describe your own political viewpoint?



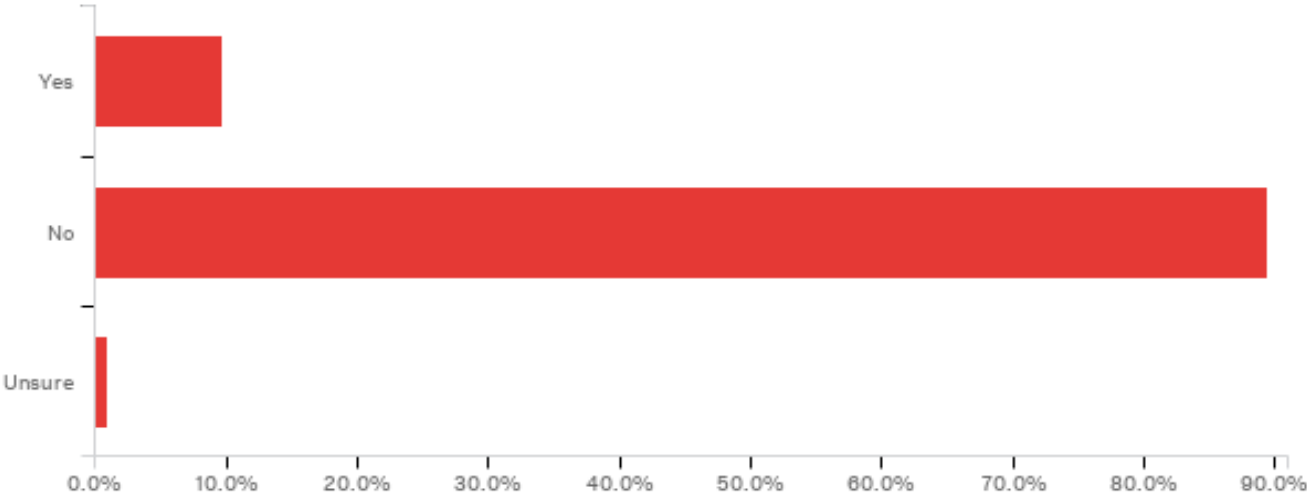
Thinking about politics these days, how would you describe your own politic...	Percentage
Very liberal	7.5%
Liberal	22.5%
Moderate	47.8%
Conservative	18.2%
Very conservative	4.0%
Total	100.0%

Q33 - How often, if at all, do you attend religious services?



How often, if at all, do you attend religious services?	Percentage
Every week	20.3%
Almost every week	10.8%
Once or twice a month	9.7%
A few times a year	30.7%
Never	28.6%
Total	100.0%

Q34 - Are you a member of a labor union?



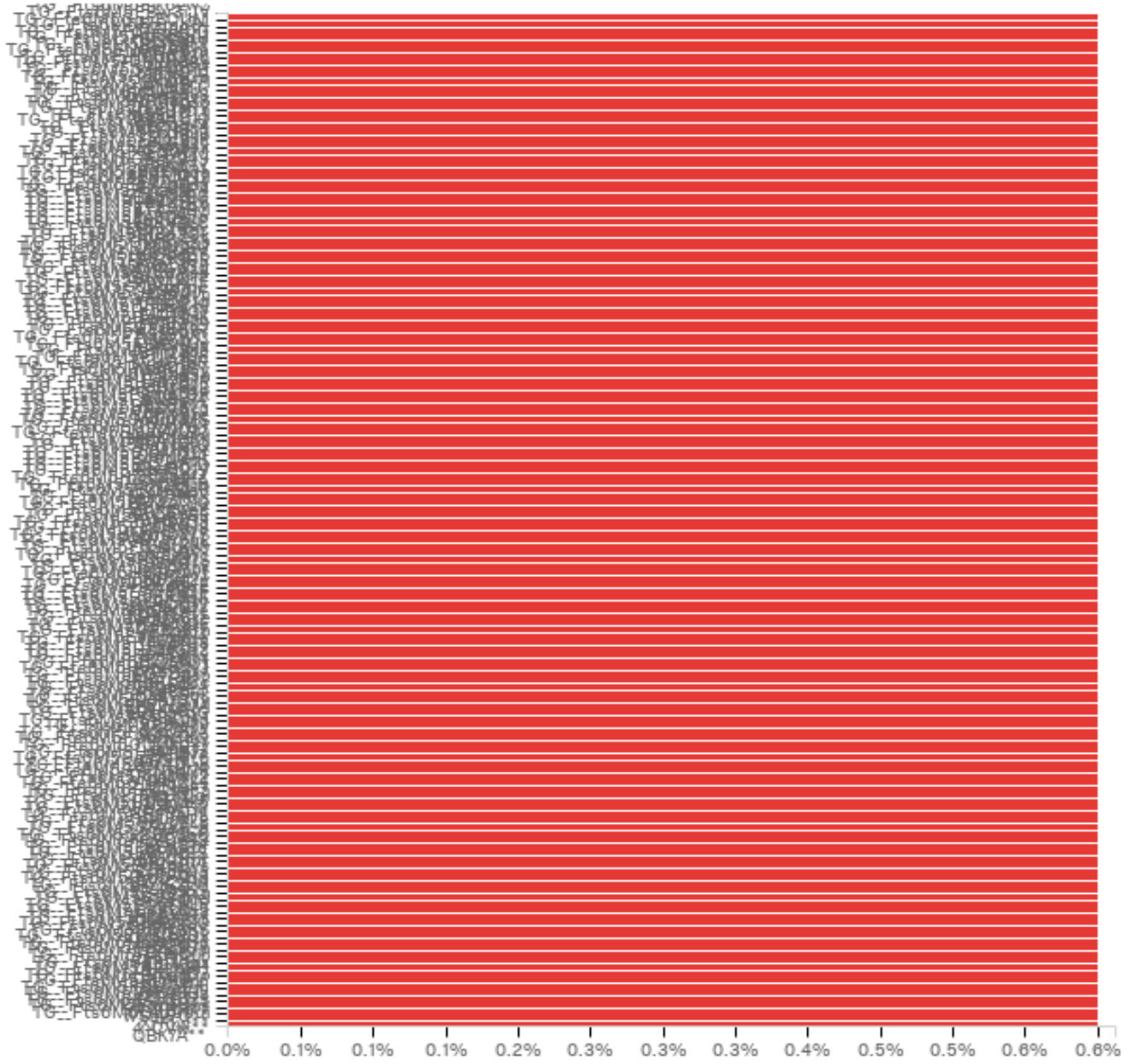
Are you a member of a labor union?	Percentage
Yes	9.7%
No	89.4%
Unsure	1.0%
Total	100.0%

id



id	Percentage
Total	0.0%

psid



psid	Percentage
TG__Fts6M5Ejk6ewzGZIsA**	0.6%
TG__Fts6M5EBw3iJVHuOBg**	0.6%
TG__Fts6M5GqyBOUMOqzYQ**	0.6%
TG__Fts6M5FjSmK3-batbg**	0.6%
TG__Fts6M5FMzpJODIMHKQ**	0.6%
TG__Fts6M5HUctSpHDNyNA**	0.6%

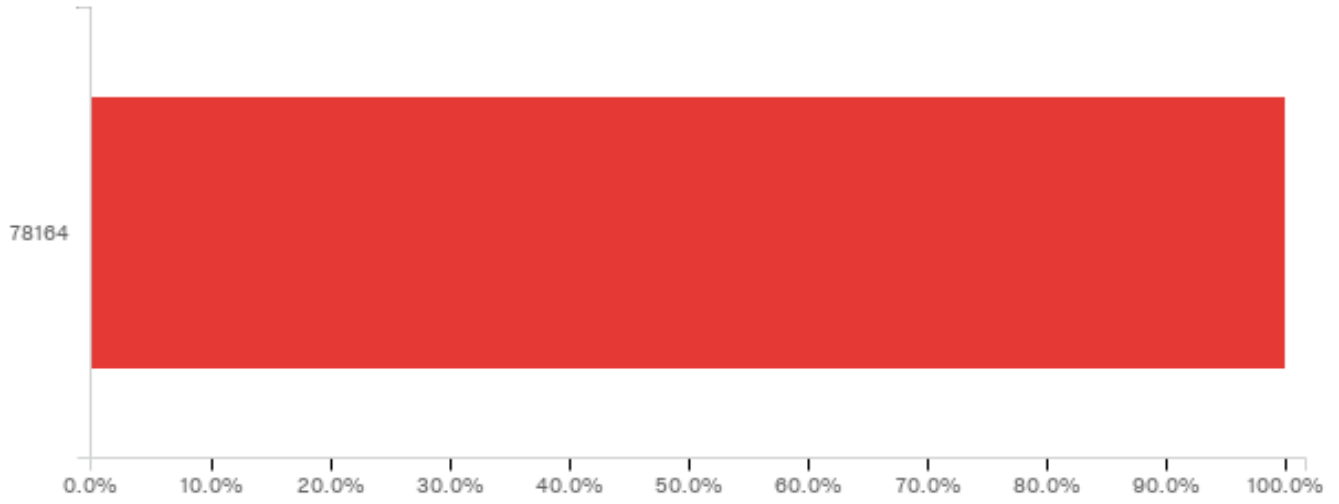
TG__Fts6M5E1Ys6tXv4Rbg**	0.6%
TG__Fts6M5EN0W9CmmIrkQ**	0.6%
TG__Fts6M5H250Z36yknqg**	0.6%
TG__Fts6M5FcMUM8e4jyLQ**	0.6%
TG__Fts6M5Gspk9THbWUBw**	0.6%
TG__Fts6M5Ho0yNCbNANag**	0.6%
TG__Fts6M5GXi9W7lj1fJQ**	0.6%
TG__Fts6M5HjLnZU_qaAUQ**	0.6%
TG__Fts6M5Gvschv8DasHQ**	0.6%
TG__Fts6M5HP06nXoQbzqg**	0.6%
TG__Fts6M5HoJtsPVX7KNg**	0.6%
TG__Fts6M5E4_-Lilj2o_g**	0.6%
TG__Fts6M5GVMAL_QVILGg**	0.6%
TG__Fts6M5EiInX4xG7Ew**	0.6%
TG__Fts6M5EixRpi91s3Yg**	0.6%
TG__Fts6M5FXgrLoRypjKw**	0.6%
TG__Fts6M5EEvhu4kVoYnA**	0.6%
TG__Fts6M5F1LQG0MtBHMq**	0.6%
TG__Fts6M5GEeVV4J3AZxg**	0.6%
TG__Fts6M5GsoatA7Ep19g**	0.6%
TG__Fts6M5G3JFmqalLnNA**	0.6%
TG__Fts6M5F9nJPOINwZxA**	0.6%
TG__Fts6M5EpWpPnqZPLSA**	0.6%
TG__Fts6M5Fm-VhP4kmrjw**	0.6%
TG__Fts6M5Feq7KRGcmNfg**	0.6%
TG__Fts6M5EE6XzRbfAdQ**	0.6%
TG__Fts6M5ET6WBvluM24A**	0.6%
TG__Fts6M5FnSQ47pi0FOA**	0.6%
TG__Fts6M5EaAvZLCNlk-g**	0.6%
TG__Fts6M5Ghx759zHCvrg**	0.6%
TG__Fts6M5EfhD3Qk21CRQ**	0.6%
TG__Fts6M5GWRy_XoFXotw**	0.6%

TG__Fts6M5GvOWjGUbMSwA**	0.6%
TG__Fts6M5H0GVc2TupwFw**	0.6%
TG__Fts6M5FRSGG9RP974A**	0.6%
TG__Fts6M5GI6-oGd-k34g**	0.6%
TG__Fts6M5EVKuAedJXvPA**	0.6%
TG__Fts6M5GIw19UTI60ww**	0.6%
TG__Fts6M5GJbgdmEeTPrA**	0.6%
TG__Fts6M5GzNSJJ_FUI4g**	0.6%
TG__Fts6M5GToEWUiz05Iw**	0.6%
TG__Fts6M5HRD3CKIZsEA**	0.6%
TG__Fts6M5HyJE6O7vsIDA**	0.6%
TG__Fts6M5HeFJ4nKDn65g**	0.6%
TG__Fts6M5FYFbn2IiHqWg**	0.6%
TG__Fts6M5HEVtd972T12g**	0.6%
TG__Fts6M5ETxQVWCU2vAg**	0.6%
TG__Fts6M5F_a2wUvlkbDg**	0.6%
TG__Fts6M5ETir3h5JW6hA**	0.6%
TG__Fts6M5FUjsx8EFefJg**	0.6%
TG__Fts6M5HwUGTaReINfQ**	0.6%
TG__Fts6M5Hu8RDGyfQm4Q**	0.6%
TG__Fts6M5HrQlp5n_pQEQ**	0.6%
TG__Fts6M5Hs67PyRD8xOA**	0.6%
TG__Fts6M5EoHcPv27e7xg**	0.6%
TG__Fts6M5F3gLCQRMbluQ**	0.6%
TG__Fts6M5FDw8s74fHIHA**	0.6%
TG__Fts6M5H90phVgbJy0Q**	0.6%
TG__Fts6M5H6Pw9b_NMDfA**	0.6%
TG__Fts6M5GonqKMS0f7wQ**	0.6%
TG__Fts6M5G9pylWfz7vJw**	0.6%
TG__Fts6M5ELuwWBOQaY_Q**	0.6%
TG__Fts6M5HVPKd0IXG_kA**	0.6%
TG__Fts6M5EdsostQKbsBQ**	0.6%

TG__Fts6M5GI5MG2fSPkbg**	0.6%
TG__Fts6M5EJmucYt7CwJA**	0.6%
TG__Fts6M5Fq2H1TDI7ljg**	0.6%
TG__Fts6M5FJxM91V12Mpw**	0.6%
TG__Fts6M5HTuMm4zNU3ZQ**	0.6%
TG__Fts6M5HqN2ETDDdxuw**	0.6%
TG__Fts6M5E3rrMsRQOZEA**	0.6%
TG__Fts6M5Hn7VIRX13Mbg**	0.6%
TG__Fts6M5HCwr7YQEsEiw**	0.6%
TG__Fts6M5EJc3-eXrNWOW**	0.6%
TG__Fts6M5EtCAoBEAaWmA**	0.6%
TG__Fts6M5G0-HWOJtG6rA**	0.6%
TG__Fts6M5FNQ89v8lO8-g**	0.6%
TG__Fts6M5HozmCWS0Q7uQ**	0.6%
TG__Fts6M5GD_WoqLjPrjQ**	0.6%
TG__Fts6M5F0Jsgw061fGQ**	0.6%
TG__Fts6M5GswZYW_nplVg**	0.6%
TG__Fts6M5HpyKYIS2KWdg**	0.6%
TG__Fts6M5G_jvWhksY-EQ**	0.6%
TG__Fts6M5H8SpqwfPkJLA**	0.6%
TG__Fts6M5HPjer2vwOgug**	0.6%
TG__Fts6M5HBEapuEfw0wQ**	0.6%
TG__Fts6M5FTOBkQFYD4MA**	0.6%
TG__Fts6M5HJgK0qKiWBDw**	0.6%
TG__Fts6M5GlefCQWZnh6w**	0.6%
TG__Fts6M5Gy74O4elVA_Q**	0.6%
TG__Fts6M5HIDeBxetL02Q**	0.6%
TG__Fts6M5HrNJ19F-_g9Q**	0.6%
TG__Fts6M5GFBz8fhsp4rw**	0.6%
TG__Fts6M5E9BmPY4F2rzQ**	0.6%

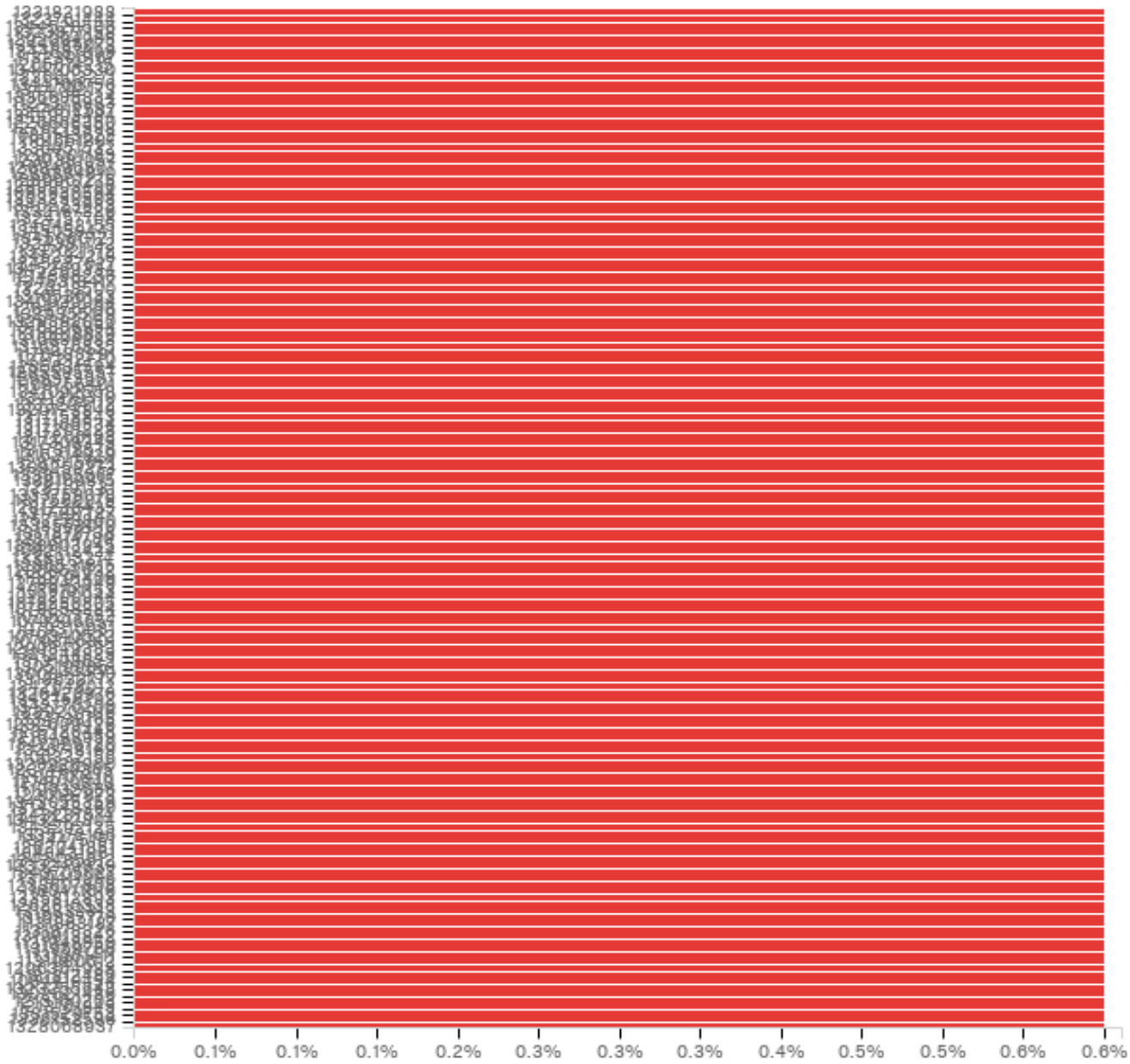
Too many rows for PDF export, try exporting to Word or CSV

K2



K2	Percentage
78164	100.0%
Total	100.0%

PID



PID	Percentage
1331821988	0.6%
1323761444	0.6%
1344528506	0.6%
1323877158	0.6%
1292094905	0.6%
1344685073	0.6%

1344687899	0.6%
1132306167	0.6%
1205674215	0.6%
1344706330	0.6%
1336603271	0.6%
1344766756	0.6%
1344792173	0.6%
1336685334	0.6%
1124379983	0.6%
1344812537	0.6%
1344903484	0.6%
1226666350	0.6%
1276215598	0.6%
1080143622	0.6%
1161551387	0.6%
1336951532	0.6%
1297001183	0.6%
1239381057	0.6%
1268496807	0.6%
1289884810	0.6%
1289901275	0.6%
1289903496	0.6%
1098930594	0.6%
1303250508	0.6%
1340223983	0.6%
1332167226	0.6%
1324157708	0.6%
1340462155	0.6%
1345059441	0.6%
1345060121	0.6%
1324381722	0.6%
1337021172	0.6%

1345234218	0.6%
1345237027	0.6%
1345269334	0.6%
1214398236	0.6%
1345318417	0.6%
1329118500	0.6%
1316536133	0.6%
1340920064	0.6%
1264176696	0.6%
1329355119	0.6%
1329392050	0.6%
1316806954	0.6%
1316818879	0.6%
1316836983	0.6%
1316876835	0.6%
1170483291	0.6%
1277212770	0.6%
1235831594	0.6%
1285595557	0.6%
1298373907	0.6%
1109755401	0.6%
1341092558	0.6%
1341319310	0.6%
1333294112	0.6%
1320723848	0.6%
1317158843	0.6%
1317169534	0.6%
1317201228	0.6%
1317206193	0.6%
1317308345	0.6%
1317318576	0.6%
1215214929	0.6%

1281015621	0.6%
1309250273	0.6%
1338165067	0.6%
1338169815	0.6%
1281191731	0.6%
1333759078	0.6%
1317560075	0.6%
1281238435	0.6%
1317797727	0.6%
1257158860	0.6%
1338553010	0.6%
1317878738	0.6%
1281674780	0.6%
1338803945	0.6%
1082112424	0.6%
1338913274	0.6%
1286531815	0.6%
1286852632	0.6%
1139791409	0.6%
1278843949	0.6%
1079191153	0.6%
1079200944	0.6%
1079250805	0.6%
1079258284	0.6%
1079277752	0.6%
1079296657	0.6%
1079310981	0.6%
1079340522	0.6%
1079346301	0.6%
1299849383	0.6%

Too many rows for PDF export, try exporting to Word or CSV

V




V	Percentage
Total	0.0%

rid



rid	Percentage
Total	0.0%

RISN


No results to show

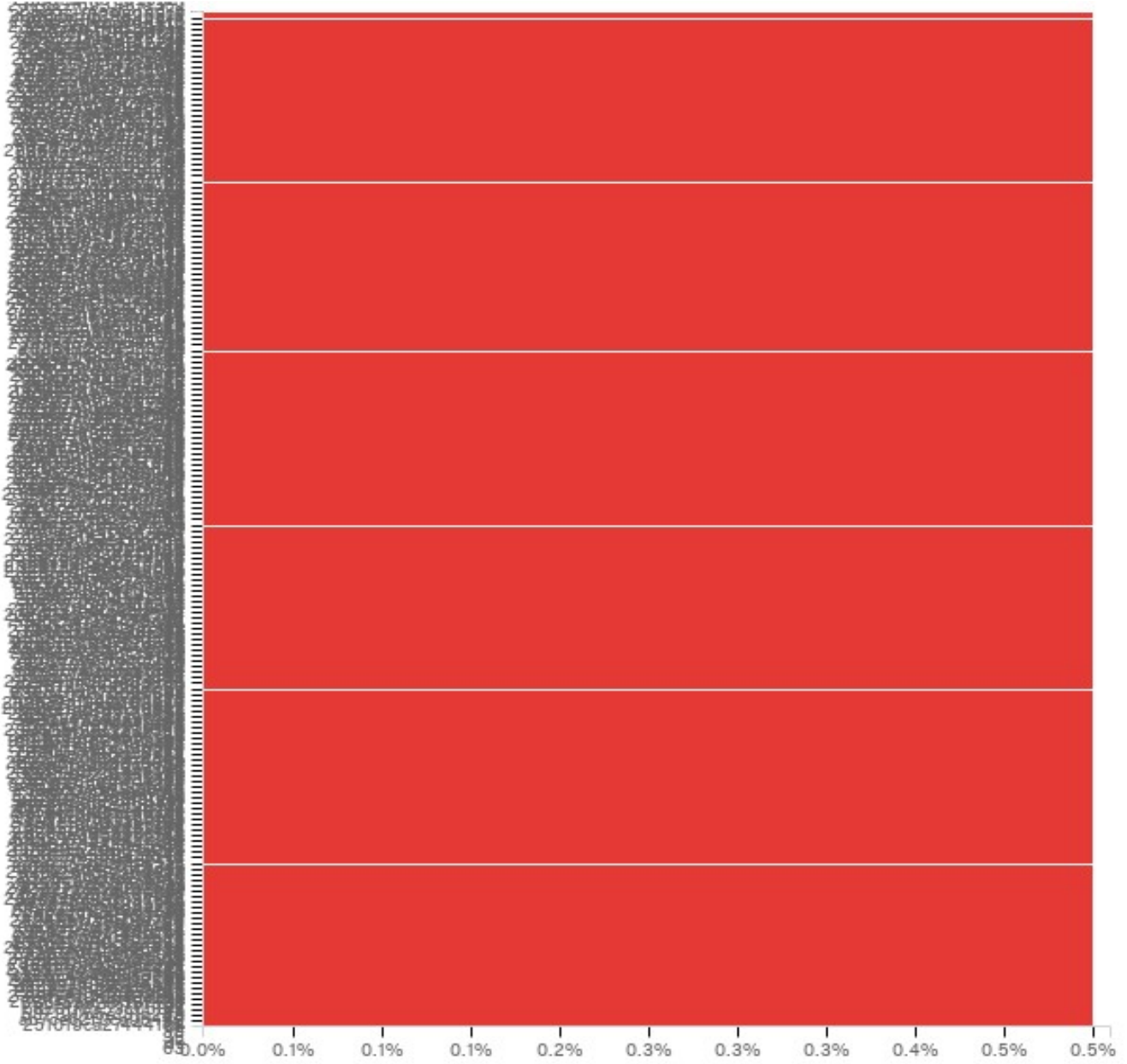
RISN	Percentage
Total	0.0%

uig



uig	Percentage
Total	0.0%

uid



uid	Percentage
232677m5ecc3cbdbdd655c162882651533	0.5%
232677ma7e94b8e18041fe1cca94d1d023	0.5%
232677m9319093c938854d7fb613afae28	0.5%
232677meaf37cd7aea0f6fcf25ca613500	0.5%
232677mb19b96e0797d72d34e9f833aa34	0.5%
232677m0b3b144f6183bac6c24f42c73f8	0.5%


232677m54079b5146244c4c0d2ead1dca6	0.5%
232677m091e2dfda1a83a7ac31ff4b887c	0.5%
232677me161f221cb0b7153f721ba8975c	0.5%
232677me5a0d2216259817413d7c46f908	0.5%
232677m11d611ed342924da3df4c56f323	0.5%
232677m6fdc15fa1fd03a697325cac08b9	0.5%
232677m4f939c1d2e58bba6bc7dd3a4502	0.5%
232677m41a3b51bfa065a1952121531185	0.5%
232677mb2fbfdb4f35d64e41738be79215	0.5%
232677m6ce0a5ac7fa016656eb7eb9a88f	0.5%
232677m80d0c4ef341df44e09d26f7314e	0.5%
232677ma8fec7c5df29823a67ad6ee88d	0.5%
232677meec7752524305768f0ee7c3a401	0.5%
232677m0a4e4d2b591396716926c30c754	0.5%
232677m469b3a3f47361438e8ddb5b14e	0.5%
232677m03d97f1796ee539be9afd9e138a	0.5%
232677m6ef46c9079c3ed2cae2371cbce0	0.5%
232677md7e0352ea43343da4a1564f69b6	0.5%
232677m00f8771be6a17375f2bfb36fbfe	0.5%
232677m4014f38e07880b84b2123610a0c	0.5%
232677me3df67f8db66791909db265cfbc	0.5%
232677mcb3ee68ec890bbeec36a2f3e0cf	0.5%
232677m988c1f88109ffca6d100888072e	0.5%
232677m44388367219135f447bf481511b	0.5%
232677mc3f8061aa1d23d7fab6a3af8689	0.5%
232677mdb1f803bc0ff1800c8a80bc23d7	0.5%
232677m3fc61caafe7f4bddfd66f0bc022	0.5%
232677m66aa2588ca5e02c030f8272eeef	0.5%
232677m5ed3577c326a2eae0a59bea4157	0.5%
232677m521a53060481d607a9694607a8f	0.5%
232677m19466dc8ac9b92ad5e9693affad	0.5%
232677m80e117436e5f06c46c692b20b42	0.5%

232677md498d7d1037d738319f78ab1b65	0.5%
232677me6adf364fd43cb0a3833571571a	0.5%
232677mf6e11ad46871586b24d4ea957e9	0.5%
232677m96d777758392a0d6bfd4d57cc35	0.5%
232677mbd9c20857bbb5f93eb97ab34af0	0.5%
232677m9cdd90fcd3e5d6933661ed52797	0.5%
232677medf81bbd645b8ed2ce350326705	0.5%
232677m72b570c517ebc9559020b147755	0.5%
232677m3c613ab842d20843839c09b2acb	0.5%
232677m82dfe135e9668384b7bcf8ffd3f	0.5%
232677m852aff14e3943bbb0b2abaf2708	0.5%
232677m2d41955ca29b8f373566c036920	0.5%
232677medec272bf2dcf68327e79660878	0.5%
232677mc04d53cf248852ee626132f9be3	0.5%
232677me6cdfa3fb24d8483104775ea27e	0.5%
232677m5abbb9a6e7b1a391700cc0fcb8d	0.5%
232677md36a621347599a742cb3095faa0	0.5%
232677mcc898a48165ce51819f6ae7c4ee	0.5%
232677me0220dda65de4ed15a2314d65d8	0.5%
232677m2cc9f98bd631a82ba450bef65cb	0.5%
232677m4db009b51ca054e539cd2f875af	0.5%
232677m08f75992dff6931c1672ff31a61	0.5%
232677mf65e842886f1eb5425ef4a3c772	0.5%
232677mcde09ba2ec0839c2617dc0ac7e4	0.5%
232677m92fe82aad5cba9df039aba15570	0.5%
232677m08857f70dbb034432a13cb72bbe	0.5%
232677m03b58a5ec40086ba0974663256c	0.5%
232677m89cc7114aa50c36c0a6a7eb3231	0.5%
232677mccfc2f2b78fdebcafd1f3135b0	0.5%
232677m35c1f7aef9e4af6c4dafb2c681c	0.5%
232677m663cb954a3e306b17ecba8a133e	0.5%
232677mec1b7b34ed80a93647eb3252248	0.5%

232677m59e73e83ee4455ec079656f9a0e	0.5%
232677m1ee0a4073183a3b65ee0578f0fb	0.5%
232677m11f11ce6296522d0eb7e2eeb3bb	0.5%
232677mbc788c2d8a94db4caf4847a0c6e	0.5%
232677m607582e5f25736713f57493569a	0.5%
232677m54b511ecfadb829c36a5c47f685	0.5%
232677mdc86b33d12d9598e1d6db485d59	0.5%
232677m88995f911700cf56e565823f391	0.5%
232677m6290271f44bb2fe5ca79c854589	0.5%
232677m2245fc9c3d4e28d9069f2abb7ba	0.5%
232677m5d5e876a665c9bdf29aabde23f0	0.5%
232677m6257c5749841d9095c313ca7f4f	0.5%
232677mf387241169d7dd5b5570d71fbf3	0.5%
232677m5fd7992f693f935224a09a89312	0.5%
232677mbc5015f090e352419f0867d153d	0.5%
232677mff52e7980851292c26202591067	0.5%
232677mb00c57d485ae589a242f536eb1f	0.5%
232677ma9ec354db4545166c2ff03a0b32	0.5%
232677m858500f11715b1c75b89af7fb90	0.5%
232677m2ecfcdaa7a57f5323153bf9db0c	0.5%
232677mb8a3769d6e2dc40ebfeba181b20	0.5%
232677m2d79f51bde4194339afc94dbf3f	0.5%
232677m304324b5506da590eb3beb25dbd	0.5%
232677md5b4dd6ae6eaae504ee33f963ce	0.5%
232677m8e13326c4a30e84606817fe874e	0.5%
232677md0041ea7a67c8e743f14bcbe136	0.5%
232677me14b0f12fc9c3e06ec4f1a6dd8b	0.5%
232677m732230b5ace269e45cdd9b1f4da	0.5%
232677m478ce3a3fc51f6a82df26ff6b77	0.5%
232677me0305cb7758eb8a03e35ae0cb52	0.5%

Too many rows for PDF export, try exporting to Word or CSV

rnid



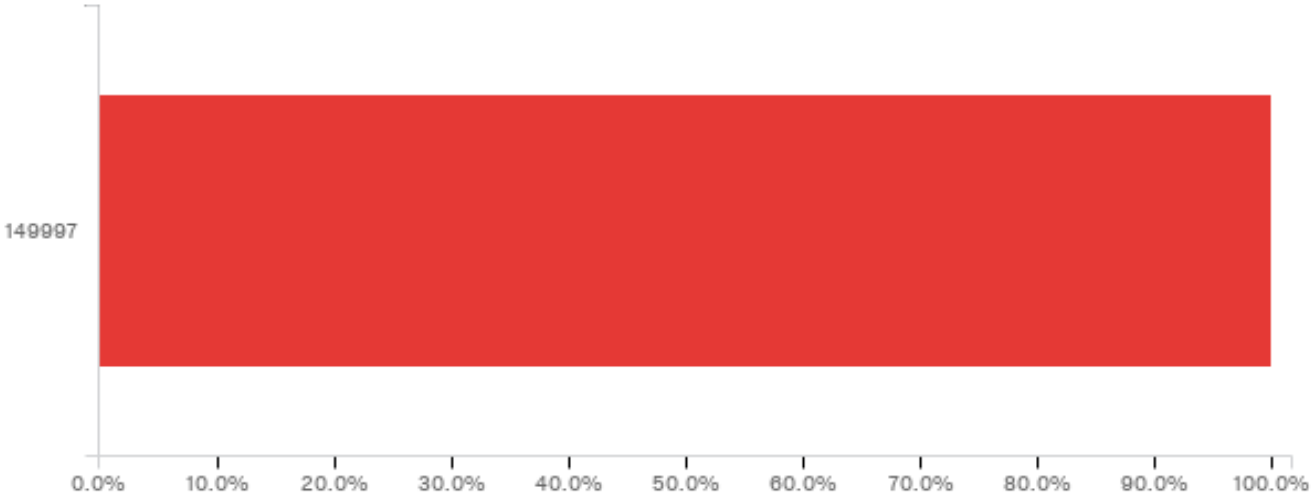
rnid	Percentage
EPONN567JDP5M344C8	0.3%
EPONPKWYX832WSX4C1	0.3%
EPONNGJPDDTK82M4C9	0.3%
EPONM592TPXTCS94C8	0.3%
EPONNLX2FFFGX6H4C0	0.3%
EPONN6XBT LZSS8F4C8	0.3%
EPONNLTJRKXLCJ24C4	0.3%
EPONN5X3RFDVKXM4C4	0.3%
EPONN259GJB4DHM4C5	0.3%
EPONMY84R8X65754C4	0.3%
EPONNV9PDV5S6YX4C3	0.3%
EPONMYRKVVZMLMX4C2	0.3%
EPONM3WFZLQ6HBC4C5	0.3%
EPONM3XKDJSWCWZ4C9	0.3%
EPONN6XN4423QS54C0	0.3%
EPONQVMP47ZMJVD4C4	0.3%
EPONNH6FWDL7M2R4C2	0.3%
EPONQP2L3TQCQC94C5	0.3%
EPONM28533GQDD24C9	0.3%
EPONN895KG2DXQ94C1	0.3%

EPONNBPNSTJNZVV4C4	0.3%
EPONN2Q8M5WL8NP4C9	0.3%
EPONP7DTJKHF6N64C5	0.3%
EPONMYQXGG4VTJF4C4	0.3%
EPONM2C38KFN8X54C9	0.3%
EPONN7BRSHW64334C4	0.3%
EPONM473JM59Z2S4C9	0.3%
EPONN99FP349ZN44C1	0.3%
EPONM3RJWGTRJJ4C1	0.3%
EPONNQJ79LG2ND64C7	0.3%
EPONPF6DYX53F5C4C6	0.3%
EPONMXXQYJSKTVM4C4	0.3%
EPONM2C3HGBHTKH4C3	0.3%
EPONNDY2QPZCMBZ4C8	0.3%
EPONNKHW365C3KV4C8	0.3%
EPONLYXV5MDKG644C3	0.3%
EPONNH2WXVTV6VF4C7	0.3%
EPONNHMJJK7VH6J4C0	0.3%
EPONNH75VGW8Y9V4C9	0.3%
EPONNGR7SGKQPZV4C9	0.3%
EPONNY4TPR9P6GV4C0	0.3%
EPONNMLG734K6K94C7	0.3%
EPONNJMDCX3F6NG4C0	0.3%
EPONNHX6VVZ57R4C4	0.3%
EPONNXW3FSY8BJS4C9	0.3%
EPONNY2XQ65JRG54C1	0.3%
EPONNHZZ5RJCKZ54C4	0.3%
EPONM2JX3Q36CZB4C5	0.3%
EPONN2KB7G77HBP4C1	0.3%
EPONM288JG3H7PP4C4	0.3%
EPONPDNG9F5VZDJ4C2	0.3%
EPONNFDC93SS5944C1	0.3%

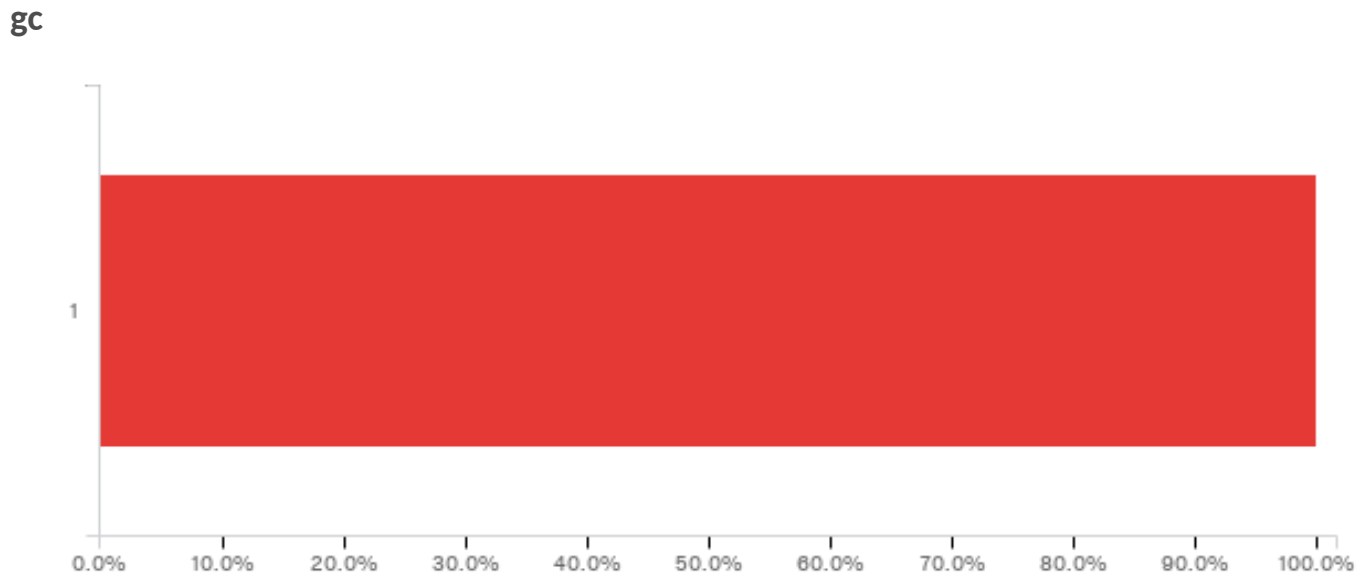
EPONNGRPKMQCJ94C2	0.3%
EPONP4GB4RVSMMB4C0	0.3%
EPONN8P3W3ZXMPZ4C6	0.3%
EPONM2YMJ8356R84C4	0.3%
EPONNJSFF53N47P4C1	0.3%
EPONP8RVLQKDPQS4C9	0.3%
EPONNJFMGTDGW3H4C0	0.3%
EPONN5FC5LGWXNT4C1	0.3%
EPONNLVQC7SSHGF4C3	0.3%
EPONLZ8BK6TDB7C4C0	0.3%
EPONNG4RV9F4T2L4C6	0.3%
EPONNLB78V4BD564C1	0.3%
EPONN9H795Y86VN4C0	0.3%
EPONNKG6XVRQH4C7	0.3%
EPONN6ZMS24CLQL4C4	0.3%
EPONMYXZSKPTYRK4C7	0.3%
EPONN4WKN7H7JMZ4C2	0.3%
EPONPR4RFLGKMNG4C6	0.3%
EPONNHNXD8WCT9C4C7	0.3%
EPONNHQV3VGTDBT4C3	0.3%
EPONQH65Q35NSJS4C1	0.3%
EPONP3M3PVCYQPQ4C6	0.3%
EPONN5SXY72S9824C0	0.3%
EPONNJRY8C2V7DX4C8	0.3%
EPONQZN7PZ89NJH4C1	0.3%
EPONNJS8N4DBFHX4C2	0.3%
EPONPQ82WDM6L7N4C9	0.3%
EPONNGZW4FB2PBH4C5	0.3%
EPONN5W8TXDGZ3L4C3	0.3%
EPONNHMGXB88Q594C7	0.3%
EPONQ48Y59DGW3Y4C8	0.3%
EPONN88RX9FWN244C1	0.3%

EPONNJ6WPYK8T84C8	0.3%
EPONNWL3HLT5XG54C5	0.3%
EPONMXR3F6DHKF54C5	0.3%
EPONNH79F6RFQJL4C3	0.3%
EPONNH57ZN6FH24C3	0.3%
EPONNRF9Z8SF9QR4C2	0.3%
EPONN7FHKPWT9GZ4C1	0.3%
EPONNGQ5S7386KN4C3	0.3%
EPONN4WRZGWTPZT4C7	0.3%
EPONNGHH4866L934C7	0.3%
EPONNJS68C3WMMV64C2	0.3%
EPONN9H7K7YS7Y24C6	0.3%
EPONR7B453NTNDK4C9	0.3%
EPONPGLL52GRPH74C3	0.3%
EPONN533HM6Z5TW4C5	0.3%
EPONN5GYLGQ7B5Z4C3	0.3%
Too many rows for PDF export, try exporting to Word or CSV	

study




study	Percentage
149997	100.0%
Total	100.0%



gc	Percentage
1	100.0%
Total	100.0%

quota


No results to show


quota	Percentage
Total	0.0%

term



term	Percentage
Total	0.0%

Q_TotalDuration



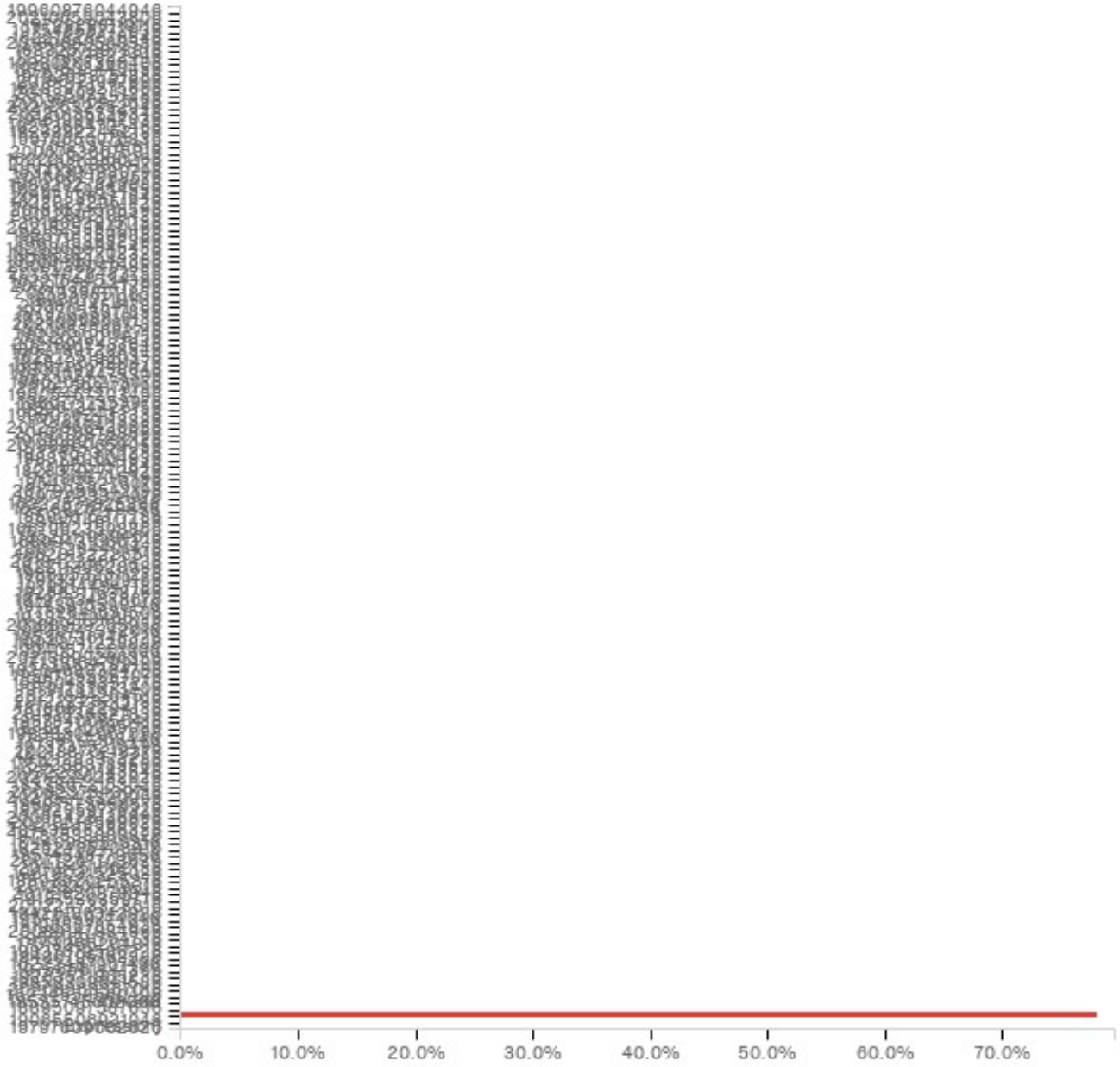
Q_TotalDuration	Percentage
107	0.1%
111	0.1%
117	0.1%
126	0.1%
128	0.1%
134	0.1%
136	0.1%
139	0.1%
146	0.1%
147	0.1%
148	0.1%
151	0.1%
154	0.1%
157	0.1%
158	0.1%
161	0.1%
162	0.1%
171	0.1%
172	0.3%
174	0.1%

175	0.3%
178	0.4%
179	0.1%
181	0.1%
182	0.1%
183	0.6%
184	0.1%
185	0.1%
186	0.3%
189	0.7%
190	0.4%
192	0.1%
193	0.1%
194	0.1%
195	0.3%
196	0.1%
197	0.1%
199	0.3%
201	0.7%
202	0.1%
203	0.1%
204	0.4%
205	1.0%
207	0.3%
208	0.4%
209	0.1%
210	0.4%
211	0.6%
212	0.3%
213	0.3%
214	0.4%
215	0.3%

216	0.4%
217	0.3%
218	0.1%
219	0.3%
220	0.3%
221	0.7%
222	0.1%
223	0.4%
224	0.1%
226	1.1%
229	0.4%
230	0.3%
232	0.4%
233	0.3%
234	0.6%
236	0.1%
237	0.1%
239	0.6%
240	0.4%
241	0.4%
242	0.4%
244	0.1%
245	0.4%
246	0.4%
247	0.1%
248	0.4%
249	1.0%
250	0.1%
251	0.1%
252	0.1%
253	0.3%
254	0.4%

255	0.1%
256	0.6%
257	0.1%
258	0.7%
259	0.3%
260	0.6%
261	0.3%
262	0.1%
263	0.1%
264	0.3%
265	0.3%
266	0.6%
267	0.4%
268	0.6%
269	0.4%
270	0.7%
Too many rows for PDF export, try exporting to Word or CSV	

med



med	Percentage
19960876044946	0.1%
20210659043806	0.1%
19799298119116	0.1%
19754655772636	0.1%
16221828676546	0.1%
20189680560586	0.1%

16832578873816	0.1%
17011903622446	0.1%
19980207360406	0.1%
19791608440456	0.1%
19792658751886	0.1%
20186121967606	0.1%
18283979275606	0.1%
20112692241286	0.1%
20039410425196	0.1%
20212532352946	0.1%
20220135729346	0.1%
19161909847036	0.1%
19253664705466	0.1%
18233822452186	0.1%
19976650976836	0.1%
17012131161616	0.1%
20067636675016	0.1%
16222043966266	0.1%
20046398864176	0.1%
19341394980796	0.1%
20156621068576	0.1%
19802927849086	0.1%
16264149654556	0.1%
20195886477646	0.1%
16220242951426	0.1%
20181634505596	0.1%
20012892109426	0.1%
20160029151136	0.1%
20216253540466	0.1%
19257013599886	0.1%
19617153682366	0.1%
16298689045456	0.1%

19493927702326	0.1%
18968488942366	0.1%
20090380491856	0.1%
20154028483756	0.1%
16221544534396	0.1%
20094381447796	0.1%
20219398011856	0.1%
19936107191116	0.1%
20061114541786	0.1%
19797058017856	0.1%
19386968616136	0.1%
20210936061736	0.1%
19000575662716	0.1%
16220390110156	0.1%
20218912437646	0.1%
18627897208546	0.1%
16221251930356	0.1%
19484365691476	0.1%
19806499758646	0.1%
19221024475306	0.1%
19902090273076	0.1%
20192593179196	0.1%
19905457203496	0.1%
19807717353976	0.1%
19896134425156	0.1%
19980762433336	0.1%
17013179113336	0.1%
20123866430056	0.1%
20191768768666	0.1%
19796897332126	0.1%
20188860659056	0.1%
19336573101286	0.1%

19837161604936	0.1%
17018561611846	0.1%
18233797772926	0.1%
17013667017196	0.1%
18541125276076	0.1%
20179999542196	0.1%
18977033301976	0.1%
16222574825866	0.1%
16516926749656	0.1%
18599615377786	0.1%
20147146111486	0.1%
16679623598866	0.1%
18526119594616	0.1%
16899431066326	0.1%
20017284401476	0.1%
16628172226516	0.1%
20184233613436	0.1%
16221139520986	0.1%
19888532311276	0.1%
17013379929166	0.1%
19799144347186	0.1%
19256311638766	0.1%
19797534378676	0.1%
19743915590146	0.1%
17762641631506	0.1%
19387249466716	0.1%
20188939265956	0.1%
19830747342016	0.1%
19536736148326	0.1%
19943711228836	0.1%

Too many rows for PDF export, try exporting to Word or CSV