

2018 Midterm Results: Was 2018 a “Year of the Woman?” Depends on Where You Look

Professor Barbara Palmer
Executive Director
Baldwin Wallace Center for Women and Politics of Ohio



US SENATE



Record number of women ran in primaries:

53 (beat old record of 40 in 2016)

Record number of women won primaries:

23 (beat old record of 18 in 2016)

Record number of women who won the general:

12 (10 D, 2 R)

Record number of women serving in Senate:

25 (17 D, 8R, with 4 women of color)

Net gain of 3 (average increase is 1 each cycle)

First Hispanic Woman:

Catherine Cortez-Masto (D-NV)

First Multi-Racial Woman:

Kamala Harris (D-CA)

Two Asian-Pacific Islanders:

Tammy Duckworth (D-IL)

Mazie Hirono (D-HI)

US HOUSE



Record number of women ran in primaries:
476 (old record of 298 in 2012)

First Muslim women (2)

First Native American women (2)

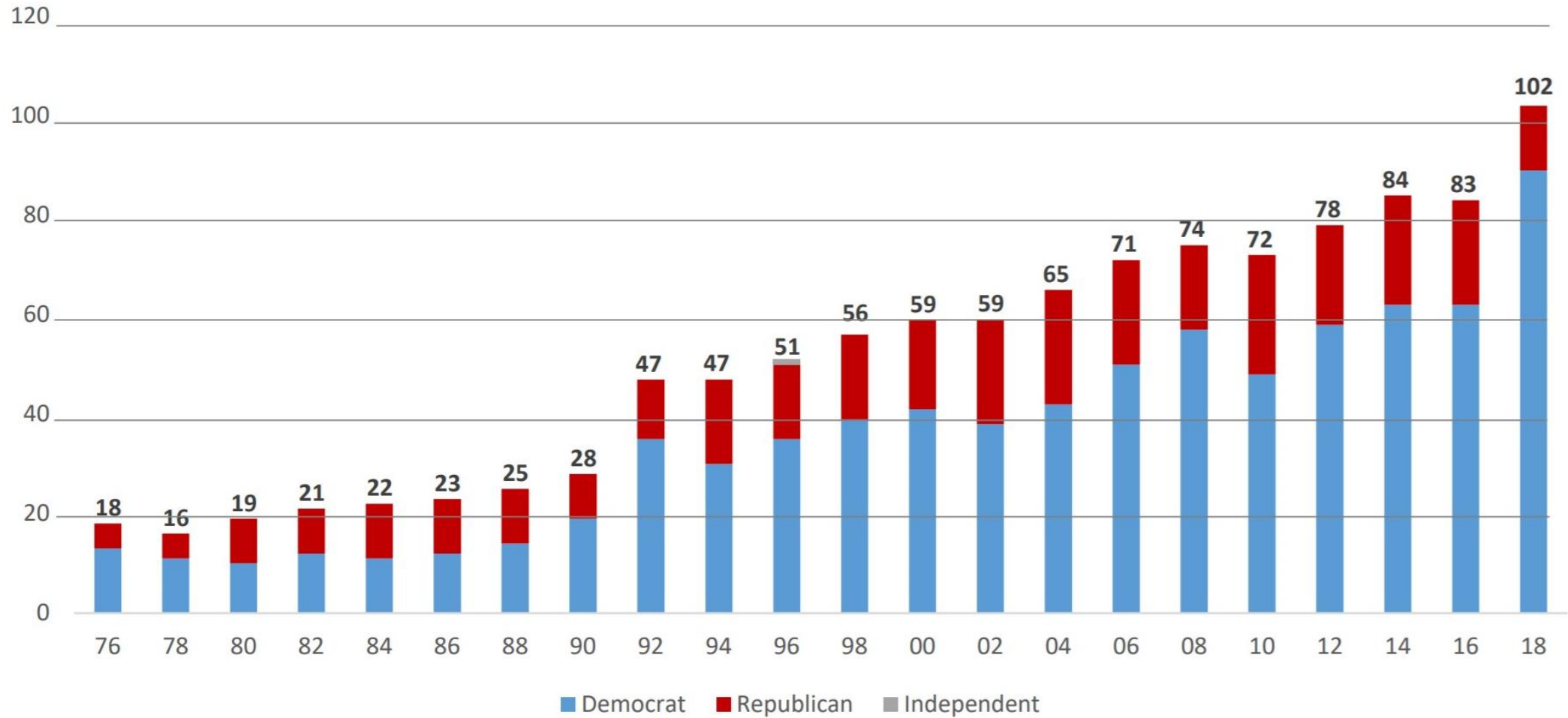
Record number of women won primaries:
235 (old record of 167 in 2016)

Record number of women who won the general (out of 435):
102 (89D, 13R) (old record of 85 in 2016) (36 new women)

Net gain of 17 (average increase is 2 – 3 each cycle)

WOMEN WINNERS FOR U.S. HOUSE SEATS: 1976-2018

NUMBER OF WINNERS BY MAJOR PARTY




Source: http://www.cawp.rutgers.edu/sites/default/files/resources/congwin_byparty.pdf

New female House members (darker colors) are more liberal than the female incumbents



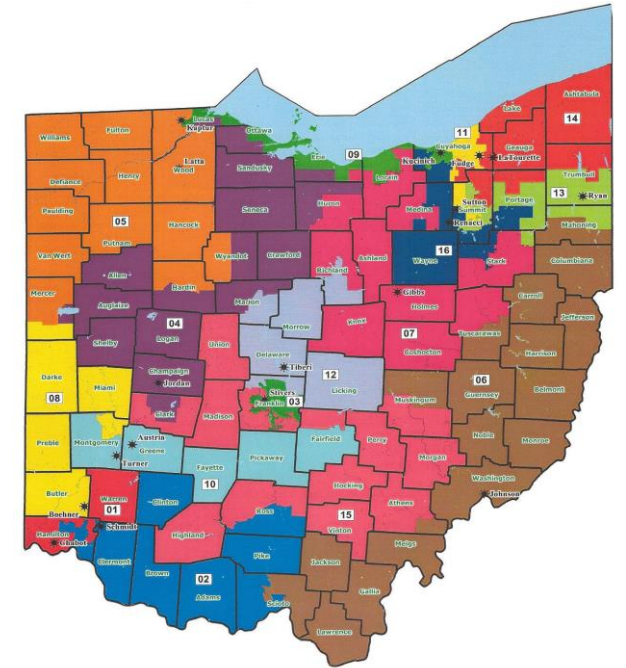
Source: <https://www.nytimes.com/interactive/2018/11/09/us/women-elected-midterm-elections.html>

Ohio's Congressional Delegation



US Senate: 1 woman ran in Republican primary (came in 3rd).

Ohio one of 18 states that have never sent a woman to the US Senate.



US House (16 seats):

Record number of women ran in primaries:

17 (old record of 16 in 2006)

Record number of women won primaries:


11 (10 D, 1 R) (old record of 9 in 2006)

No gain in the number of women who won the general:

3 = 3 Democratic female incumbents (same as 2016)



OHIO STATE-WIDE OFFICE



Ohio will have no women in state-wide office in 2019.

(Mary Taylor had held the position of Lt. Gov)

Only 9 women have served in state-wide office in the state's history.

Governor & Lt Gov: 4 women initially announced they were running

The 3 Democrats dropped out (Betty Sutton became Lt Gov with
Richard Cordray)

Mary Taylor (R) lost the Republican primary

Other 4 state-wide offices (AG, Sec of State, State Auditor, State Treasurer):

1 woman ran in the general election for Sec of State (Kathlene Clyde, D)
She lost.

OHIO STATE LEGISLATURE



STATE SENATE (17 of 33 districts)

Primary candidates: 13 out of 48 (27%)

Primary winners: 11 (32%)

Success rate = 85%

General election winners:

5 (3D, 2 R)

Total women in state senate = 7

Up from 6 in 2016

(record of 8 in '94, '96, '10, '12)

STATE HOUSE (99 districts)

Primary candidates: 83 out of 280 (30%)

Primary winners: 57 (30%)

Success rate = 69%

General election winners:

27 (18D, 9 R)

Up from 25 in 2016

New record (old of 26 in 2014)

2020???

Center for Women and Politics of Ohio

<https://www.bw.edu/centers/women-and-politics-of-ohio/>